

Illinois Youth Survey
2010 Chicago Community Area Report: South Shore

Survey Validity

	%	N
Invalid	8%	49
Valid	92%	598

Valid surveys are those that have 40% or more of the questions answered, report no derbisol use, and indicate that the respondent was honest at least some of the time.

Age

	6th		8th		10th		12th	
	Avg	N	Avg	N	Avg	N	Avg	N
How old are you?	12.0	173	14.1	206	16.0	121	17.8	96

Gender

	6th		8th		10th		12th	
	%	N	%	N	%	N	%	N
Female	46%	78	50%	102	59%	72	58%	56
Male	54%	92	50%	101	41%	50	42%	40

Race/Ethnicity

	6th		8th		10th		12th	
	%	N	%	N	%	N	%	N
White	1%	1	0%	1	1%	1	1%	1
Black / African American	92%	160	92%	190	88%	107	95%	89
Latino / Latina	1%	2	0%	0	1%	1	0%	0
Asian American	0%	0	0%	0	0%	0	0%	0
Native American / American Indian	1%	1	1%	3	2%	2	0%	0
Multi-racial	3%	6	5%	10	7%	9	2%	2
Other	2%	4	1%	3	2%	2	2%	2

Living Arrangement

	6th		8th		10th		12th	
	%	N	%	N	%	N	%	N
Both parents	27%	47	15%	31	11%	13	16%	15
Parent and step parent	18%	32	15%	31	15%	18	6%	6
Mother only	43%	74	55%	112	54%	66	61%	58
Father only	4%	7	3%	7	4%	5	3%	3
Legal Guardian	6%	11	9%	19	12%	15	9%	9
Foster parent	0%	0	2%	4	2%	2	2%	2
Group home or residential care	1%	2	0%	0	0%	0	0%	0
Living independently	0%	0	0%	0	1%	1	2%	2
Other	2%	3	0%	1	3%	4	0%	0

At school are you eligible to receive:

	6th		8th		10th		12th	
	%	N	%	N	%	N	%	N
Free lunch	95%	163	96%	197	95%	116	90%	86
Reduced lunch price	2%	3	3%	7	2%	3	4%	4
Neither	3%	5	0%	1	2%	3	6%	6

About how many days are you absent from school during an entire year?

	6th		8th		10th		12th	
	%	N	%	N	%	N	%	N
0 - 9 days	87%	148	88%	181	68%	82	69%	66
10 - 19 days	9%	15	9%	19	25%	30	19%	18
20 - 30 days	3%	5	3%	6	7%	8	9%	9
More than 30 days	2%	3	0%	0	1%	1	2%	2

If you wanted to get the following, how difficult would it be to get?

		Very hard	Sort of hard	Sort of easy	Very easy
		%	%	%	%
6th	Alcohol	76%	11%	7%	6%
	Cigarettes	74%	11%	7%	8%
	Marijuana	76%	6%	9%	9%
8th	Alcohol	53%	18%	16%	13%
	Cigarettes	47%	8%	18%	27%
	Marijuana	38%	11%	17%	33%
	Drug like cocaine, LSD, or amphetamines	73%	12%	7%	8%
10th	Alcohol	30%	22%	25%	23%
	Cigarettes	26%	7%	24%	43%
	Marijuana	22%	6%	16%	56%
	Drug like cocaine, LSD, or amphetamines	63%	12%	12%	12%
12th	Alcohol	24%	18%	26%	32%
	Cigarettes	23%	4%	15%	57%
	Marijuana	23%	7%	20%	51%
	Drug like cocaine, LSD, or amphetamines	60%	10%	12%	18%

How wrong would most adults (over 21) in your neighborhood think it is for kids your age to:

		Very wrong	Wrong	A little bit wrong	Not wrong at all
		%	%	%	%
6th	Drink alcohol?	66%	21%	10%	2%
	Smoke cigarettes?	67%	19%	9%	5%
	Use marijuana?	72%	16%	10%	2%
8th	Drink alcohol?	42%	31%	22%	6%
	Smoke cigarettes?	43%	29%	19%	10%
	Use marijuana?	45%	26%	20%	10%
10th	Drink alcohol?	26%	24%	36%	14%
	Smoke cigarettes?	36%	17%	36%	10%
	Use marijuana?	28%	24%	35%	13%
12th	Drink alcohol?	22%	32%	30%	16%
	Smoke cigarettes?	25%	29%	25%	21%
	Use marijuana?	25%	24%	23%	29%

Illinois Youth Survey
2010 Chicago Community Area Report: South Shore

In which of the following activities do you participate?

	6th		8th		10th		12th	
	%	N	%	N	%	N	%	N
School sports team	58%	92	66%	118	37%	36	40%	33
Other sports	59%	94	58%	104	33%	32	30%	25
Scouting	6%	10	12%	21	1%	1	7%	6
Boys and girls club	19%	30	22%	39	11%	11	16%	13
4-H club	3%	4	1%	1	2%	2	1%	1
Service or voluntary projects	22%	34	22%	39	49%	48	57%	47
Church youth group or other faith-based youth group	44%	69	36%	64	25%	24	33%	27
Other activities	64%	101	74%	133	71%	69	73%	60

How safe do you feel in your neighborhood?

	6th		8th		10th		12th	
	%	N	%	N	%	N	%	N
Very safe	27%	47	21%	41	25%	29	25%	23
Sort of safe	35%	59	45%	89	44%	52	41%	38
Sort of unsafe	23%	39	20%	40	19%	23	18%	17
Very unsafe	15%	26	15%	29	12%	14	15%	14

How old were you when you first:

		Never have	10 or younger	11	12	13	14	15	16	17	18 or older
		%	%	%	%	%	%	%	%	%	%
8th	Smoked marijuana	77%	2%	2%	6%	9%	5%	1%	0%	0%	0%
	Smoked a cigarette, even just a puff	75%	10%	4%	5%	4%	2%	1%	0%	0%	0%
	Used any other tobacco product (chewing tobacco or cigars)	98%	0%	0%	1%	1%	1%	0%	0%	0%	0%
	Had more than a sip or two of alcohol	51%	9%	9%	9%	15%	6%	2%	0%	0%	0%
	Began drinking alcoholic beverages regularly (at least once or twice a month)	90%	1%	2%	2%	4%	2%	0%	0%	0%	0%
10th	Smoked marijuana	52%	3%	3%	4%	10%	10%	11%	6%	0%	0%
	Smoked a cigarette, even just a puff	61%	12%	7%	3%	4%	4%	5%	2%	1%	0%
	Used any other tobacco product (chewing tobacco or cigars)	89%	1%	2%	0%	3%	2%	3%	1%	0%	0%
	Had more than a sip or two of alcohol	37%	9%	3%	5%	12%	9%	15%	7%	2%	0%
	Began drinking alcoholic beverages regularly (at least once or twice a month)	74%	2%	3%	1%	7%	6%	3%	3%	1%	0%
12th	Smoked marijuana	42%	3%	3%	5%	5%	13%	10%	10%	5%	2%
	Smoked a cigarette, even just a puff	62%	9%	3%	4%	2%	3%	7%	3%	3%	2%
	Used any other tobacco product (chewing tobacco or cigars)	84%	4%	2%	1%	0%	1%	4%	0%	1%	1%
	Had more than a sip or two of alcohol	29%	10%	3%	2%	4%	10%	6%	19%	8%	8%
	Began drinking alcoholic beverages regularly (at least once or twice a month)	65%	1%	1%	1%	1%	3%	5%	5%	8%	9%

Illinois Youth Survey
2010 Chicago Community Area Report: South Shore

Cigarettes: Past month and Past Year

		Not at all	Less than one cigarette per day	One to five cigarettes per day	About one-half pack per day	About one pack per day	About one and one-half packs per day	Two packs or more per day
		%	%	%	%	%	%	%
6th	PAST MONTH cigarette use	99%	0%	1%	0%	0%	0%	0%
	PAST YEAR cigarette use	97%	1%	2%	0%	0%	0%	0%
8th	PAST MONTH cigarette use	98%	1%	0%	0%	0%	0%	0%
	PAST YEAR cigarette use	96%	3%	1%	0%	0%	0%	0%
10th	PAST MONTH cigarette use	95%	2%	2%	0%	0%	0%	0%
	PAST YEAR cigarette use	89%	7%	3%	0%	1%	0%	0%
12th	PAST MONTH cigarette use	92%	3%	3%	1%	1%	0%	0%
	PAST YEAR cigarette use	87%	6%	4%	2%	0%	0%	0%

Other Tobacco Products: Past month and Past Year

		Never	Once or twice	Once or twice per week	About once a day	More than once a day
		%	%	%	%	%
6th	PAST MONTH other tobacco products use	98%	2%	0%	0%	0%
	PAST YEAR other tobacco products use	97%	3%	0%	0%	0%
8th	PAST MONTH other tobacco products use	97%	3%	0%	0%	0%
	PAST YEAR other tobacco products use	93%	6%	0%	0%	0%
10th	PAST MONTH other tobacco products use	91%	5%	2%	1%	2%
	PAST YEAR other tobacco products use	85%	8%	3%	2%	2%
12th	PAST MONTH other tobacco products use	93%	0%	1%	3%	3%
	PAST YEAR other tobacco products use	89%	4%	1%	2%	3%

Alcohol: Number of Occasions of Past month and Past Year use

		0 Occasions	1 - 2 occasions	3 - 5 occasions	6 - 9 occasions	10 - 19 occasions	20 or more occasions
		%	%	%	%	%	%
6th	PAST MONTH alcohol use	94%	4%	1%	1%	0%	1%
	PAST YEAR alcohol use	88%	7%	2%	3%	0%	0%
8th	PAST MONTH alcohol use	84%	12%	2%	1%	1%	0%
	PAST YEAR alcohol use	72%	16%	7%	4%	1%	2%
10th	PAST MONTH alcohol use	72%	19%	6%	2%	1%	0%
	PAST YEAR alcohol use	52%	20%	9%	10%	4%	4%
12th	PAST MONTH alcohol use	76%	13%	7%	1%	1%	1%
	PAST YEAR alcohol use	46%	30%	9%	3%	7%	5%

In the past 2 weeks, how many times have you had five or more alcoholic drinks in a row?

		None	Once	Twice	3-5 times	6-9 times	10 or more times
		%	%	%	%	%	%
6th	Binge drinking	96%	1%	2%	1%	0%	0%
8th	Binge drinking	96%	2%	1%	0%	0%	0%
10th	Binge drinking	89%	3%	3%	3%	0%	1%
12th	Binge drinking	85%	2%	5%	5%	2%	1%

Illinois Youth Survey
2010 Chicago Community Area Report: South Shore

Illicit drugs: Number of Occasions of Past Month use

		0 Occasions	1 - 2 occasions	3 - 5 occasions	6 - 9 occasions	10 - 19 occasions	20 or more occasions
		%	%	%	%	%	%
6th	PAST MONTH marijuana use	98%	1%	0%	1%	0%	1%
	PAST MONTH inhalants use	98%	2%	0%	0%	0%	0%
8th	PAST MONTH marijuana use	84%	8%	3%	1%	2%	3%
	PAST MONTH inhalants use	97%	2%	0%	1%	0%	0%
10th	PAST MONTH marijuana use	75%	7%	7%	4%	4%	4%
	PAST MONTH inhalants use	97%	1%	1%	0%	1%	1%
12th	PAST MONTH marijuana use	72%	10%	2%	1%	6%	9%
	PAST MONTH inhalants use	99%	1%	0%	0%	0%	0%

Illicit drugs: Number of Occasions of Past Year use

		0 Occasions	1 - 2 occasions	3 - 5 occasions	6 - 9 occasions	10 - 19 occasions	20 or more occasions
		%	%	%	%	%	%
6th	PAST YEAR marijuana use	98%	0%	1%	1%	0%	1%
	PAST YEAR inhalant use	96%	1%	2%	0%	0%	0%
8th	PAST YEAR marijuana use	79%	8%	4%	1%	2%	6%
	PAST YEAR inhalant use	96%	2%	0%	1%	1%	0%
	PAST YEAR MDMA ('ecstasy') use	100%	0%	0%	0%	0%	0%
	PAST YEAR LSD use	100%	0%	0%	0%	0%	0%
	PAST YEAR cocaine / crack use	100%	0%	0%	0%	0%	0%
	PAST YEAR meth use	100%	0%	0%	0%	0%	0%
	PAST YEAR heroin use	100%	0%	0%	0%	0%	0%
	PAST YEAR marijuana use	63%	13%	8%	3%	2%	12%
10th	PAST YEAR inhalant use	97%	0%	2%	1%	0%	0%
	PAST YEAR MDMA ('ecstasy') use	100%	0%	0%	0%	0%	0%
	PAST YEAR LSD use	100%	0%	0%	0%	0%	0%
	PAST YEAR cocaine / crack use	100%	0%	0%	0%	0%	0%
	PAST YEAR meth use	100%	0%	0%	0%	0%	0%
	PAST YEAR heroin use	100%	0%	0%	0%	0%	0%
	PAST YEAR marijuana use	65%	9%	5%	3%	3%	15%
	PAST YEAR inhalant use	99%	1%	0%	0%	0%	0%
12th	PAST YEAR MDMA ('ecstasy') use	97%	1%	1%	1%	0%	0%
	PAST YEAR LSD use	100%	0%	0%	0%	0%	0%
	PAST YEAR cocaine / crack use	100%	0%	0%	0%	0%	0%
	PAST YEAR meth use	100%	0%	0%	0%	0%	0%
	PAST YEAR heroin use	100%	0%	0%	0%	0%	0%
	PAST YEAR marijuana use	100%	0%	0%	0%	0%	0%

Illinois Youth Survey
2010 Chicago Community Area Report: South Shore

During the past 12 months, which of these over-the-counter drugs have you used for non-medical purposes?

		No	Yes: one or two times	Yes: 3-5 times	Yes: 6 or more times
		%	%	%	%
8th	Performance-enhancing or body-building supplements (Creatine, fat-burners, etc.)	98%	1%	1%	0%
	Over-the-counter weight loss aids (laxatives, Dexatrim, etc.)	100%	0%	1%	0%
	Other over-the-counter drugs (cough syrup, etc.)	92%	5%	3%	1%
10th	Performance-enhancing or body-building supplements (Creatine, fat-burners, etc.)	98%	3%	0%	0%
	Over-the-counter weight loss aids (laxatives, Dexatrim, etc.)	97%	3%	1%	0%
	Other over-the-counter drugs (cough syrup, etc.)	89%	5%	3%	3%
12th	Performance-enhancing or body-building supplements (Creatine, fat-burners, etc.)	99%	1%	0%	0%
	Over-the-counter weight loss aids (laxatives, Dexatrim, etc.)	95%	4%	1%	0%
	Other over-the-counter drugs (cough syrup, etc.)	90%	7%	1%	2%

During the past 12 months, which of these drugs have you used without a doctor's prescription?

		No	Yes: one or two times	Yes: 3-5 times	Yes: 6 or more times
		%	%	%	%
8th	Steroids	100%	0%	0%	0%
	Uppers (Ritalin, etc.)	99%	1%	1%	0%
	Downers (Valium, Ambien, etc.)	99%	0%	0%	0%
	Other prescription drugs (OxyContin, Ketamine, etc.)	100%	0%	0%	0%
10th	Steroids	99%	1%	0%	0%
	Uppers (Ritalin, etc.)	99%	0%	1%	0%
	Downers (Valium, Ambien, etc.)	98%	2%	0%	0%
	Other prescription drugs (OxyContin, Ketamine, etc.)	98%	2%	0%	0%
12th	Steroids	100%	0%	0%	0%
	Uppers (Ritalin, etc.)	98%	2%	0%	0%
	Downers (Valium, Ambien, etc.)	98%	1%	1%	0%
	Other prescription drugs (OxyContin, Ketamine, etc.)	99%	1%	0%	0%

Illinois Youth Survey
2010 Chicago Community Area Report: South Shore

During the past year, how often did you get cigarettes or other tobacco products from the following sources?

		I did not use cigarettes or other tobacco products during the past year	Never	sometimes	Often
		%	%	%	%
8th	I bought them at a gas station	94%	6%	1%	0%
	I bought them at a store	94%	4%	1%	1%
	I bought them from a vending machine	94%	6%	0%	0%
	I gave a stranger money to buy them for me	94%	4%	1%	1%
	I bought them over the Internet	94%	6%	0%	0%
	A friend gave them to me	94%	3%	2%	2%
	My older brother or sister gave them to me	94%	5%	1%	0%
	My parent gave them to me	95%	5%	0%	0%
	I took them from a store	94%	6%	0%	0%
	I took them from home without my parents knowing it	94%	5%	1%	1%
	I got them some other way	94%	4%	1%	1%
10th	I bought them at a gas station	84%	13%	3%	0%
	I bought them at a store	83%	11%	6%	0%
	I bought them from a vending machine	83%	16%	1%	0%
	I gave a stranger money to buy them for me	83%	12%	4%	0%
	I bought them over the Internet	84%	14%	2%	0%
	A friend gave them to me	84%	8%	7%	1%
	My older brother or sister gave them to me	84%	14%	2%	0%
	My parent gave them to me	84%	16%	0%	0%
	I took them from a store	84%	15%	1%	0%
	I took them from home without my parents knowing it	85%	14%	1%	0%
	I got them some other way	84%	11%	4%	2%
12th	I bought them at a gas station	88%	4%	3%	4%
	I bought them at a store	88%	3%	3%	5%
	I bought them from a vending machine	89%	10%	0%	1%
	I gave a stranger money to buy them for me	88%	8%	2%	2%
	I bought them over the Internet	88%	11%	0%	1%
	A friend gave them to me	88%	4%	5%	2%
	My older brother or sister gave them to me	88%	10%	2%	0%
	My parent gave them to me	88%	9%	2%	1%
	I took them from a store	88%	12%	0%	0%
	I took them from home without my parents knowing it	88%	10%	1%	1%
	I got them some other way	88%	9%	0%	3%

Illinois Youth Survey
2010 Chicago Community Area Report: South Shore

During the past year, how often did you get alcohol from the following sources?

		I did not drink beer, wine, or liquor during the past year	Never	sometimes	Often
		%	%	%	%
8th	I bought it at a gas station	81%	18%	1%	0%
	I bought it at a store	82%	16%	1%	1%
	I bought it at a bar or restaurant	82%	18%	1%	0%
	I gave a stranger money to buy them for me	82%	15%	2%	1%
	I bought it over the Internet	82%	16%	2%	0%
	A friend gave it to me	82%	10%	6%	3%
	My older brother or sister gave it to me	81%	15%	3%	1%
	My parents with their permission	82%	15%	3%	1%
	My parents without their permission	81%	12%	5%	2%
	An adult (other than my parents) with that adult's permission	82%	13%	3%	2%
	An adult (other than my parents) without that adult's permission	82%	15%	3%	0%
	I took it from a store	83%	17%	1%	0%
	I got it at a party	81%	8%	6%	4%
	I got it some other way	81%	11%	5%	3%
10th	I bought it at a gas station	65%	34%	1%	0%
	I bought it at a store	65%	23%	11%	2%
	I bought it at a bar or restaurant	65%	33%	2%	0%
	I gave a stranger money to buy them for me	65%	25%	9%	1%
	I bought it over the Internet	66%	33%	1%	0%
	A friend gave it to me	65%	10%	20%	5%
	My older brother or sister gave it to me	65%	23%	9%	3%
	My parents with their permission	65%	22%	13%	1%
	My parents without their permission	65%	18%	12%	4%
	An adult (other than my parents) with that adult's permission	65%	24%	11%	1%
	An adult (other than my parents) without that adult's permission	65%	28%	4%	2%
	I took it from a store	67%	31%	2%	0%
	I got it at a party	65%	16%	16%	3%
	I got it some other way	66%	16%	11%	7%
12th	I bought it at a gas station	59%	37%	1%	3%
	I bought it at a store	59%	27%	7%	7%
	I bought it at a bar or restaurant	59%	33%	4%	4%
	I gave a stranger money to buy them for me	58%	28%	8%	5%
	I bought it over the Internet	59%	41%	0%	0%
	A friend gave it to me	57%	21%	16%	5%
	My older brother or sister gave it to me	60%	29%	8%	3%
	My parents with their permission	59%	25%	11%	5%
	My parents without their permission	59%	26%	10%	5%
	An adult (other than my parents) with that adult's permission	61%	24%	11%	4%
	An adult (other than my parents) without that adult's permission	59%	37%	0%	4%
	I took it from a store	59%	40%	0%	1%
	I got it at a party	61%	18%	13%	8%
	I got it some other way	60%	29%	6%	6%

During the last 30 days, on how many days did you:

		None	One or two days	3-5 days	6 or more days
		%	%	%	%
8th	Drink alcohol on school property?	96%	2%	1%	0%
	Use marijuana on school property?	98%	0%	0%	1%
10th	Drink alcohol on school property?	93%	4%	3%	0%
	Use marijuana on school property?	87%	9%	3%	1%
12th	Drink alcohol on school property?	93%	3%	1%	2%
	Use marijuana on school property?	86%	4%	5%	4%

When was the LAST time that:

		Never	More than a year ago	2-12 months ago	Past month
		%	%	%	%
10th	you used alcohol or other drugs weekly?	79%	3%	7%	12%
	you kept using alcohol or drugs even after you knew it could get you into fights or other kinds of legal trouble?	91%	0%	3%	6%
	you had withdrawal problems from alcohol or drugs like shaking hands, throwing up, having trouble sitting still or sleeping, or that you used any alcohol or other drugs to stop being sick or avoid withdrawal?	92%	3%	1%	4%
	you spent a lot of time either getting alcohol or drugs, using alcohol or drugs, or feeling the effects of alcohol or drugs (high, sick)?	89%	1%	3%	7%
	your use of alcohol or drugs caused you to give up, reduce or have problems at important activities at work, school, home or social events?	96%	0%	1%	3%
12th	you used alcohol or other drugs weekly?	72%	9%	6%	13%
	you kept using alcohol or drugs even after you knew it could get you into fights or other kinds of legal trouble?	87%	3%	4%	5%
	you had withdrawal problems from alcohol or drugs like shaking hands, throwing up, having trouble sitting still or sleeping, or that you used any alcohol or other drugs to stop being sick or avoid withdrawal?	91%	4%	3%	1%
	you spent a lot of time either getting alcohol or drugs, using alcohol or drugs, or feeling the effects of alcohol or drugs (high, sick)?	89%	3%	2%	5%
	your use of alcohol or drugs caused you to give up, reduce or have problems at important activities at work, school, home or social events?	92%	2%	2%	3%

If you drank beer, wine, or liquor in the past 30 days, what did you drink?

		I did not drink beer, wine, or liquor during the past year	Never	sometimes	Often
		%	%	%	%
6th	Beer	94%	5%	2%	0%
	Malt liquor	94%	6%	0%	0%
	Wine	94%	2%	5%	0%
	Wine cooler	95%	3%	2%	0%
	Liquor (vodka, whiskey, etc.)	94%	1%	4%	1%
	Mixed drinks (margarita, etc.)	94%	4%	2%	0%
	Flavored 'alcopops' (hard lemonade, hard cider, etc.)	94%	4%	3%	0%
8th	Beer	88%	10%	2%	0%
	Malt liquor	88%	11%	1%	0%
	Wine	87%	7%	6%	1%
	Wine cooler	87%	4%	6%	3%
	Liquor (vodka, whiskey, etc.)	87%	3%	9%	2%
	Mixed drinks (margarita, etc.)	87%	4%	6%	3%
	Flavored 'alcopops' (hard lemonade, hard cider, etc.)	87%	8%	4%	2%
10th	Beer	80%	16%	3%	1%
	Malt liquor	80%	18%	2%	0%
	Wine	81%	12%	5%	2%
	Wine cooler	81%	6%	9%	4%
	Liquor (vodka, whiskey, etc.)	80%	2%	11%	7%
	Mixed drinks (margarita, etc.)	80%	6%	8%	5%
	Flavored 'alcopops' (hard lemonade, hard cider, etc.)	81%	8%	5%	5%
12th	Beer	83%	11%	5%	1%
	Malt liquor	83%	15%	1%	1%
	Wine	83%	8%	8%	1%
	Wine cooler	83%	10%	5%	2%
	Liquor (vodka, whiskey, etc.)	83%	1%	9%	7%
	Mixed drinks (margarita, etc.)	83%	9%	2%	6%
	Flavored 'alcopops' (hard lemonade, hard cider, etc.)	83%	11%	3%	2%

Illinois Youth Survey
2010 Chicago Community Area Report: South Shore

How much do you think people risk harming themselves (physically or in other ways) if they:

		No risk	Slight risk	Moderate risk	Great risk
		%	%	%	%
6th	Smoke one or more packs of cigarettes per day	21%	19%	17%	43%
	Take one or two drinks of an alcoholic beverage (beer, wine, liquor) nearly every day	27%	18%	28%	27%
	Have five or more drinks of an alcoholic beverage once or twice a week	25%	12%	21%	42%
	Smoke marijuana regularly	30%	13%	20%	37%
	Smoke marijuana once or twice a week	31%	24%	21%	24%
	Use inhalants regularly	33%	14%	15%	38%
8th	Smoke one or more packs of cigarettes per day	16%	12%	23%	49%
	Take one or two drinks of an alcoholic beverage (beer, wine, liquor) nearly every day	18%	20%	28%	35%
	Have five or more drinks of an alcoholic beverage once or twice a week	18%	15%	23%	44%
	Smoke marijuana regularly	22%	18%	16%	45%
	Smoke marijuana once or twice a week	27%	27%	23%	24%
	Use inhalants regularly	21%	12%	18%	48%
10th	Smoke one or more packs of cigarettes per day	25%	12%	22%	41%
	Take one or two drinks of an alcoholic beverage (beer, wine, liquor) nearly every day	24%	25%	23%	28%
	Have five or more drinks of an alcoholic beverage once or twice a week	23%	17%	22%	38%
	Smoke marijuana regularly	31%	19%	21%	29%
	Smoke marijuana once or twice a week	37%	24%	22%	18%
	Use inhalants regularly	29%	11%	13%	47%
12th	Smoke one or more packs of cigarettes per day	28%	5%	18%	49%
	Take one or two drinks of an alcoholic beverage (beer, wine, liquor) nearly every day	25%	10%	26%	39%
	Have five or more drinks of an alcoholic beverage once or twice a week	23%	10%	24%	43%
	Smoke marijuana regularly	26%	18%	22%	34%
	Smoke marijuana once or twice a week	30%	25%	25%	20%
	Use inhalants regularly	24%	11%	14%	52%

During the past 12 months, how many times were you in a physical fight?

	Never	1-2 times	3-5 times	6 or more times
	%	%	%	%
6th	40%	33%	18%	9%
8th	44%	37%	10%	9%
10th	56%	28%	12%	4%
12th	74%	14%	5%	6%

During the past 12 months, how many times have you ridden in a car driven by:

		Never	1-2 times	3-5 times	6 or more times
		%	%	%	%
6th	a TEENAGER who had been drinking or using drugs	91%	6%	1%	2%
	an ADULT who had been drinking or using drugs	81%	10%	2%	7%
8th	a TEENAGER who had been drinking or using drugs	87%	6%	3%	4%
	an ADULT who had been drinking or using drugs	75%	14%	4%	7%
10th	a TEENAGER who had been drinking or using drugs	83%	10%	4%	4%
	an ADULT who had been drinking or using drugs	67%	19%	6%	7%
12th	a TEENAGER who had been drinking or using drugs	84%	11%	2%	3%
	an ADULT who had been drinking or using drugs	79%	11%	2%	8%

During the past 12 months, how many times did you drive a car or other vehicle when:

		Never	1-2 times	3-5 times	6 or more times
		%	%	%	%
10th	drinking alcohol	92%	5%	1%	2%
	using marijuana or other illegal drugs	87%	6%	3%	4%
12th	drinking alcohol	95%	0%	2%	3%
	using marijuana or other illegal drugs	90%	3%	2%	4%

During the past 12 months, have any of the following been done by someone in a dating relationship to you?

		I have not begun to date	Yes	No	Not sure
		%	%	%	%
8th	Abused in past year	19%	14%	64%	3%
10th	Abused in past year	12%	23%	59%	5%
	Called you names to put you down or make you feel bad?	13%	19%	64%	5%
	Insisted on knowing who you're with and where you are at all times?	12%	29%	50%	9%
	Followed you?	11%	12%	68%	9%
	Destroyed something that belonged to you or that you liked very much?	11%	13%	71%	5%
	Threatened or frightened your family or friends?	12%	5%	78%	5%
12th	Abused in past year	8%	14%	74%	4%
	Called you names to put you down or make you feel bad?	5%	23%	71%	1%
	Insisted on knowing who you're with and where you are at all times?	5%	33%	58%	3%
	Followed you?	5%	6%	85%	3%
	Destroyed something that belonged to you or that you liked very much?	5%	11%	83%	1%
	Threatened or frightened your family or friends?	4%	5%	89%	1%

In the past 12 months, did you ever seriously consider attempting suicide?

	Yes	No
	%	%
10th	17%	83%
12th	6%	94%

During the past year have any of the following happened to you due to someone else's drinking?

		Yes	No
		%	%
6th	I have been injured by a vehicle	5%	95%
	I have been physically attacked	7%	93%
	I have been threatened	20%	80%
8th	I have been injured by a vehicle	2%	98%
	I have been physically attacked	12%	88%
	I have been threatened	18%	82%
10th	I have been injured by a vehicle	4%	96%
	I have been physically attacked	9%	91%
	I have been threatened	21%	79%
12th	I have been injured by a vehicle	1%	99%
	I have been physically attacked	5%	95%
	I have been threatened	14%	86%

During the past year, in which of the following ways has another teen's drinking affected you?

		Yes	No
		%	%
8th	It made me feel unsafe	28%	72%
	It made learning harder	13%	87%
10th	It made me feel unsafe	16%	84%
	It made learning harder	7%	93%
12th	It made me feel unsafe	9%	91%
	It made learning harder	9%	91%

Illinois Youth Survey
2010 Chicago Community Area Report: South Shore

How wrong do you think it is for someone your age to:

		Very wrong	Wrong	A little bit wrong	Not wrong at all
		%	%	%	%
6th	Drink alcohol regularly	80%	13%	5%	2%
	Smoke cigarettes?	80%	16%	3%	1%
	Smoke marijuana?	86%	8%	3%	2%
	Use LSD, cocaine, amphetamines or another illegal drug?	94%	4%	2%	1%
8th	Drink alcohol regularly	66%	19%	13%	2%
	Smoke cigarettes?	74%	18%	6%	1%
	Smoke marijuana?	66%	16%	12%	6%
	Use LSD, cocaine, amphetamines or another illegal drug?	95%	3%	1%	2%
10th	Drink alcohol regularly	51%	17%	22%	9%
	Smoke cigarettes?	59%	20%	11%	9%
	Smoke marijuana?	50%	14%	22%	15%
	Use LSD, cocaine, amphetamines or another illegal drug?	85%	8%	2%	5%
12th	Drink alcohol regularly	36%	19%	32%	14%
	Smoke cigarettes?	48%	22%	17%	13%
	Smoke marijuana?	47%	15%	21%	17%
	Use LSD, cocaine, amphetamines or another illegal drug?	87%	5%	2%	5%

Do you currently belong to a street gang?

	Yes	No
	%	%
8th	11%	89%
10th	11%	89%
12th	11%	89%

How many times in the past year (12 months) have you:

		Never	1 or 2 times	3 to 5 times	6 to 9 times	10 to 19 times	20 or more times
		%	%	%	%	%	%
8th	Carried a weapon such as a handgun, knife or club?	73%	13%	4%	3%	1%	5%
	Sold illegal drugs?	96%	0%	1%	0%	0%	2%
	Been drunk or high at school?	92%	4%	1%	1%	1%	3%
10th	Carried a weapon such as a handgun, knife or club?	71%	8%	6%	4%	2%	9%
	Sold illegal drugs?	90%	3%	2%	3%	1%	3%
	Been drunk or high at school?	81%	10%	3%	2%	3%	2%
12th	Carried a weapon such as a handgun, knife or club?	86%	3%	1%	2%	0%	8%
	Sold illegal drugs?	94%	1%	0%	0%	0%	5%
	Been drunk or high at school?	84%	3%	4%	0%	1%	7%

During the past 12 months, has another student at school:

		Yes	No
		%	%
6th	Bullied you by calling you names?	36%	64%
	Threatened to hurt you?	26%	74%
	Bullied you by hitting, punching, kicking, or pushing you?	14%	86%
8th	Bullied you by calling you names?	27%	73%
	Threatened to hurt you?	27%	73%
	Bullied you by hitting, punching, kicking, or pushing you?	13%	87%
10th	Bullied you by calling you names?	16%	84%
	Threatened to hurt you?	19%	81%
	Bullied you by hitting, punching, kicking, or pushing you?	9%	91%
12th	Bullied you by calling you names?	13%	87%
	Threatened to hurt you?	12%	88%
	Bullied you by hitting, punching, kicking, or pushing you?	6%	94%

What are the chances you would be seen as cool if:

		No or very little chance	Little chance	Some chance	Pretty good chance	Very good chance
		%	%	%	%	%
6th	Smoked cigarettes?	71%	11%	9%	4%	5%
	Began drinking alcohol regularly?	79%	6%	5%	5%	4%
	Smoked marijuana?	75%	6%	9%	4%	6%
8th	Smoked cigarettes?	77%	10%	7%	5%	2%
	Began drinking alcohol regularly?	74%	8%	9%	7%	2%
	Smoked marijuana?	64%	6%	9%	7%	14%
10th	Smoked cigarettes?	78%	7%	7%	2%	5%
	Began drinking alcohol regularly?	65%	9%	7%	10%	8%
	Smoked marijuana?	60%	7%	10%	7%	16%
12th	Smoked cigarettes?	74%	13%	9%	0%	4%
	Began drinking alcohol regularly?	61%	17%	13%	5%	3%
	Smoked marijuana?	55%	9%	15%	3%	17%

Amount of time child spends alone each week after school:

	6th	8th
	%	%
None	55%	46%
1 to 2 days, < 3 hours per day	15%	10%
1 to 2 days, > 3 hours per day	2%	6%
3 or more days, < 3 hours per day	11%	12%
3 or more days, > 3 hours per day	16%	27%

How likely is it that you will complete a post high school program such as vocational training program, military service, community college, or 4-year college?

	Definitely will not	Probably will not	Probably will	Definitely will	Not sure
	%	%	%	%	%
10th	12%	1%	19%	43%	24%
12th	10%	2%	12%	64%	12%

How old were you the first time you gambled (bet money or something of value on sports, a game of chance or skill, plays the lottery or bet on cards or dice games?

	Never	10 or younger	11	12	13	14	15	16	17 or older
	%	%	%	%	%	%	%	%	%
10th	51%	9%	6%	5%	11%	4%	10%	3%	2%
12th	58%	9%	5%	3%	4%	8%	1%	3%	9%

In the last 30 days, have you gambled for money or anything of value?

	Yes	No
	%	%
10th	24%	76%
12th	21%	79%

In the past 12 months, have you gambled for money or anything of value?

	Yes	No
	%	%
8th	24%	76%
10th	28%	72%
12th	28%	72%

If you gambled for money in the past 12 months, where have you gambled?

	10th		12th	
	%	N	%	N
Didn't gamble for money	59%	57	64%	54
At someone's house	20%	19	19%	16
Internet	2%	2	4%	3
Poker Machine	1%	1	0%	0
Person-to-person betting with another teen	20%	19	18%	15
Person-to-person betting with an adult	11%	11	7%	6
Lottery self-service machine	2%	2	4%	3
Other lottery tickets	2%	2	2%	2
Off-Track Betting	1%	1	0%	0
Sports Pool	1%	1	6%	5
Other	20%	19	15%	13

What percent of students at your school do you think have done the following in the past 30 days:

		0%	1-10%	11-20%	21-30%	31-40%	41-50%	51-60%	61-70%	71-80%	81-90%	91-100%
		%	%	%	%	%	%	%	%	%	%	%
10th	Smoked cigarettes	6%	4%	4%	8%	8%	7%	11%	11%	17%	17%	6%
	Had beer, wine, or hard liquor	6%	2%	4%	5%	7%	9%	9%	11%	18%	16%	12%
	Used marijuana	6%	2%	5%	1%	2%	7%	3%	7%	20%	32%	15%
12th	Smoked cigarettes	7%	5%	3%	4%	12%	8%	10%	17%	16%	11%	7%
	Had beer, wine, or hard liquor	5%	0%	2%	7%	9%	11%	5%	18%	14%	20%	9%
	Used marijuana	4%	0%	1%	4%	7%	2%	8%	10%	21%	26%	17%

In the past 12 months did you ever feel so sad or hopeless that you stopped doing some usual activities?

	Yes	No
	%	%
8th	28%	72%
10th	32%	68%
12th	22%	78%

Is there an adult you know (other than your parent) you could talk to about important things in your life?

	No	Yes, one adult	Yes, more than one adult
	%	%	%
6th	14%	23%	63%
8th	13%	26%	61%
10th	19%	26%	55%
12th	15%	20%	65%

How do you describe your weight?

	Very underweight	Slightly underweight	About the right weight	Slightly overweight	Very overweight
	%	%	%	%	%
6th	9%	16%	58%	15%	2%
8th	4%	10%	66%	17%	3%
10th	7%	15%	54%	21%	3%
12th	3%	14%	57%	22%	4%

Average Height and Weight

	Grade											
	6th			8th			10th			12th		
	Mean	Median	N	Mean	Median	N	Mean	Median	N	Mean	Median	N
Height (inches)	61.8	63.0	141	64.4	65.0	190	66.1	66.0	103	66.3	66.0	90
Weight (pounds)	134.0	111.0	143	137.7	128.0	173	152.7	139.0	100	161.2	155.0	91

During the past 7 days, how many times did you:

		None	1 to 3 times during the past 7 days	4 to 6 times during the past 7 days	1 time per day	2 times per day	3 times per day	4 or more times per day
		%	%	%	%	%	%	%
6th	Eat fruit	9%	24%	24%	8%	10%	8%	17%
	Eat vegetables	15%	32%	19%	8%	9%	5%	13%
8th	Eat fruit	10%	21%	24%	9%	10%	9%	17%
	Eat vegetables	20%	37%	12%	13%	6%	6%	7%
10th	Eat fruit	8%	29%	19%	10%	10%	7%	17%
	Eat vegetables	22%	28%	21%	8%	6%	8%	6%
12th	Eat fruit	13%	29%	19%	9%	8%	8%	15%
	Eat vegetables	26%	39%	10%	8%	3%	7%	8%

Illinois Youth Survey
2010 Chicago Community Area Report: South Shore

During the past 7 days how many glasses of milk did you drink?

	I did not drink milk during the past 7 days	1 to 3 glasses during the past 7 days	4 to 6 glasses during the past 7 days	1 glass per day	2 glasses per day	3 glasses per day	4 or more glasses per day
	%	%	%	%	%	%	%
10th	21%	19%	17%	13%	16%	5%	10%
12th	18%	34%	18%	12%	4%	1%	12%

On how many of the past 7 days did you participate in a physical activity?

	0 days	1 day	2 days	3 days	4 days	5 days	6 days	7 days
	%	%	%	%	%	%	%	%
6th	25%	11%	13%	12%	8%	10%	3%	17%
8th	22%	9%	12%	13%	8%	9%	3%	24%
10th	21%	4%	11%	5%	15%	21%	6%	18%
12th	13%	9%	11%	6%	16%	20%	2%	23%

On an average school day, how many hours do you watch TV?

	I do not watch TV on an average school day	Less than 1 hour per day	1 hour per day	2 hours per day	3 hours per day	4 hours per day	5 or more hours per day
	%	%	%	%	%	%	%
6th	8%	5%	8%	11%	21%	12%	36%
8th	5%	5%	8%	10%	23%	18%	31%
10th	12%	9%	4%	10%	18%	13%	34%
12th	10%	12%	11%	11%	16%	19%	21%

In a typical week how often do you and your parent(s) or guardian eat dinner together?

	Never	1 day	2 days	3 days	4 days	5 days	6 days	7 days
	%	%	%	%	%	%	%	%
6th	18%	5%	9%	7%	12%	10%	2%	37%
8th	30%	5%	10%	7%	9%	10%	3%	27%
10th	31%	7%	9%	9%	12%	8%	2%	20%
12th	40%	5%	9%	14%	7%	9%	1%	15%

Putting them all together, what were your grades like for the last year?

	Mostly A	Mostly A and B	Mostly B	Mostly B and C	Mostly C	Mostly C and D	Mostly D	Mostly F
	%	%	%	%	%	%	%	%
6th	6%	20%	9%	35%	12%	13%	2%	2%
8th	3%	25%	6%	43%	12%	10%	1%	0%
10th	12%	24%	3%	29%	12%	15%	4%	2%
12th	8%	33%	11%	20%	11%	12%	3%	1%

During the past 30 days, how many days did you not go to school because you felt you would be unsafe at school or on the way to or from school?

	0 days	1 day	2 or 3 days	4 or 5 days	6 or more days
	%	%	%	%	%
6th	83%	8%	5%	2%	2%
8th	88%	6%	3%	2%	2%
10th	77%	6%	11%	2%	5%
12th	81%	2%	8%	5%	5%

How true are the following statements?

		Not at all true	A little true	Pretty much true	Very much true
		%	%	%	%
At my school there is a teacher or some other adult who:					
6th	Really cares about me.	11%	17%	27%	45%
	Notices when I'm not there.	14%	17%	29%	40%
	Listens to me when I have something to say.	12%	18%	32%	38%
	Notifies if I have trouble learning something.	9%	19%	38%	33%
	Tells me when I do a good job.	7%	13%	30%	51%
	Always wants me to do my best.	5%	8%	21%	66%
	Believes that I will be a success.	6%	14%	29%	51%
	Encourages me to work hard in school.	5%	11%	29%	56%
8th	Really cares about me.	10%	30%	22%	38%
	Notifies when I'm not there.	14%	22%	25%	39%
	Listens to me when I have something to say.	16%	16%	30%	37%
	Notifies if I have trouble learning something.	11%	22%	25%	42%
	Tells me when I do a good job.	11%	16%	25%	48%
	Always wants me to do my best.	5%	11%	17%	66%
	Believes that I will be a success.	8%	12%	20%	60%
	Encourages me to work hard in school.	8%	12%	20%	59%
10th	Really cares about me.	25%	27%	18%	29%
	Notifies when I'm not there.	21%	23%	29%	27%
	Listens to me when I have something to say.	23%	23%	20%	35%
	Notifies if I have trouble learning something.	26%	21%	21%	32%
	Tells me when I do a good job.	21%	15%	31%	34%
	Always wants me to do my best.	21%	10%	24%	44%
	Believes that I will be a success.	19%	15%	24%	41%
	Encourages me to work hard in school.	20%	16%	23%	41%
12th	Really cares about me.	11%	16%	26%	48%
	Notifies when I'm not there.	12%	16%	23%	49%
	Listens to me when I have something to say.	12%	18%	23%	47%
	Notifies if I have trouble learning something.	12%	17%	28%	43%
	Tells me when I do a good job.	7%	15%	27%	51%
	Always wants me to do my best.	8%	13%	23%	57%
	Believes that I will be a success.	9%	14%	24%	53%
	Encourages me to work hard in school.	11%	13%	22%	54%

Illinois Youth Survey
2010 Chicago Community Area Report: South Shore

How true are the following statements?

		Not at all true	A little true	Pretty much true	Very much true
At school:		%	%	%	%
6th	I do interesting activities.	15%	23%	33%	30%
	I help decide things like class activities or rules.	42%	35%	13%	10%
	I do things that make a difference.	26%	36%	22%	16%
8th	I do interesting activities.	18%	25%	28%	29%
	I help decide things like class activities or rules.	45%	28%	13%	14%
	I do things that make a difference.	29%	30%	21%	20%
10th	I do interesting activities.	30%	25%	21%	24%
	I help decide things like class activities or rules.	49%	22%	16%	14%
	I do things that make a difference.	37%	24%	18%	20%
12th	I do interesting activities.	25%	20%	20%	34%
	I help decide things like class activities or rules.	44%	19%	19%	17%
	I do things that make a difference.	26%	28%	15%	31%

How strongly do you agree or disagree with the following statements about your school?

		Strongly disagree	Disagree	Neither agree nor disagree	Agree	Strongly Agree
		%	%	%	%	%
6th	I feel close to people at this school.	18%	11%	23%	37%	10%
	I am happy to be at this school.	17%	16%	18%	35%	13%
	I feel safe in my school.	23%	16%	19%	29%	13%
	The teachers at this school treat students fairly.	12%	19%	20%	31%	18%
8th	I feel close to people at this school.	24%	11%	16%	32%	16%
	I am happy to be at this school.	28%	9%	17%	31%	15%
	I feel safe in my school.	17%	13%	24%	31%	15%
	The teachers at this school treat students fairly.	23%	13%	22%	22%	20%
10th	I feel close to people at this school.	23%	10%	31%	25%	12%
	I am happy to be at this school.	26%	15%	32%	16%	11%
	I feel safe in my school.	25%	19%	28%	17%	12%
	The teachers at this school treat students fairly.	29%	12%	33%	17%	10%
12th	I feel close to people at this school.	18%	14%	18%	34%	16%
	I am happy to be at this school.	25%	16%	27%	24%	8%
	I feel safe in my school.	14%	10%	30%	30%	17%
	The teachers at this school treat students fairly.	19%	15%	23%	31%	13%

How wrong do your parents feel it would be for you to:

		Very wrong	Wrong	A little bit wrong	Not wrong at all
		%	%	%	%
6th	Drink alcohol regularly	93%	4%	1%	1%
	Smoke cigarettes	91%	7%	2%	0%
	Smoke marijuana	96%	4%	0%	0%
8th	Drink alcohol regularly	89%	6%	3%	3%
	Smoke cigarettes	92%	5%	2%	2%
	Smoke marijuana	90%	5%	3%	3%
10th	Drink alcohol regularly	74%	13%	8%	5%
	Smoke cigarettes	88%	8%	2%	3%
	Smoke marijuana	79%	11%	7%	3%
12th	Drink alcohol regularly	67%	13%	16%	5%
	Smoke cigarettes	82%	7%	7%	5%
	Smoke marijuana	76%	14%	3%	7%

In the past year have your parents/guardians talked to you about not using the following:

		Yes	No	Don't remember
		%	%	%
6th	Tobacco	66%	23%	11%
	Alcohol	74%	19%	7%
	Marijuana and other illegal drugs	71%	19%	11%
8th	Tobacco	53%	30%	17%
	Alcohol	55%	30%	15%
	Marijuana and other illegal drugs	58%	28%	13%
10th	Tobacco	41%	39%	21%
	Alcohol	38%	41%	21%
	Marijuana and other illegal drugs	46%	36%	18%
12th	Tobacco	43%	42%	15%
	Alcohol	56%	33%	11%
	Marijuana and other illegal drugs	52%	34%	14%

Illinois Youth Survey
2010 Chicago Community Area Report: South Shore

Family Relationships

		Never	Sometimes	Most of the time	Always
		%	%	%	%
6th	When I am not at home, one of my parents knows where I am and who I am with.	8%	12%	15%	66%
	My parents ask if I've gotten my homework done.	6%	9%	15%	70%
	Would your parents know if you did not come home on time?	5%	11%	13%	71%
8th	When I am not at home, one of my parents knows where I am and who I am with.	9%	16%	23%	52%
	If you drank some beer or wine or liquor (for example, vodka, whiskey, or gin) without your parents' permission would you be caught by your parents?	35%	14%	9%	42%
	My parents ask if I've gotten my homework done.	11%	17%	23%	49%
	Would your parents know if you did not come home on time?	11%	16%	13%	59%
	If you go to a party where alcohol is served, would you be caught by your parents?	35%	16%	8%	42%
10th	When I am not at home, one of my parents knows where I am and who I am with.	14%	16%	23%	47%
	If you drank some beer or wine or liquor (for example, vodka, whiskey, or gin) without your parents' permission would you be caught by your parents?	50%	14%	12%	24%
	My parents ask if I've gotten my homework done.	20%	35%	12%	33%
	Would your parents know if you did not come home on time?	15%	22%	17%	47%
	If you go to a party where alcohol is served, would you be caught by your parents?	53%	18%	10%	18%
	If you drank and drove, would you be caught by your parents?	36%	15%	10%	39%
	If you rode in a car driven by a teen driver who had been drinking, would you be caught by your parents?	48%	15%	11%	26%
12th	When I am not at home, one of my parents knows where I am and who I am with.	7%	21%	26%	47%
	If you drank some beer or wine or liquor (for example, vodka, whiskey, or gin) without your parents' permission would you be caught by your parents?	55%	21%	12%	13%
	My parents ask if I've gotten my homework done.	22%	35%	12%	31%
	Would your parents know if you did not come home on time?	9%	29%	23%	38%
	If you go to a party where alcohol is served, would you be caught by your parents?	53%	22%	9%	15%
	If you drank and drove, would you be caught by your parents?	36%	13%	13%	38%
	If you rode in a car driven by a teen driver who had been drinking, would you be caught by your parents?	49%	14%	8%	28%

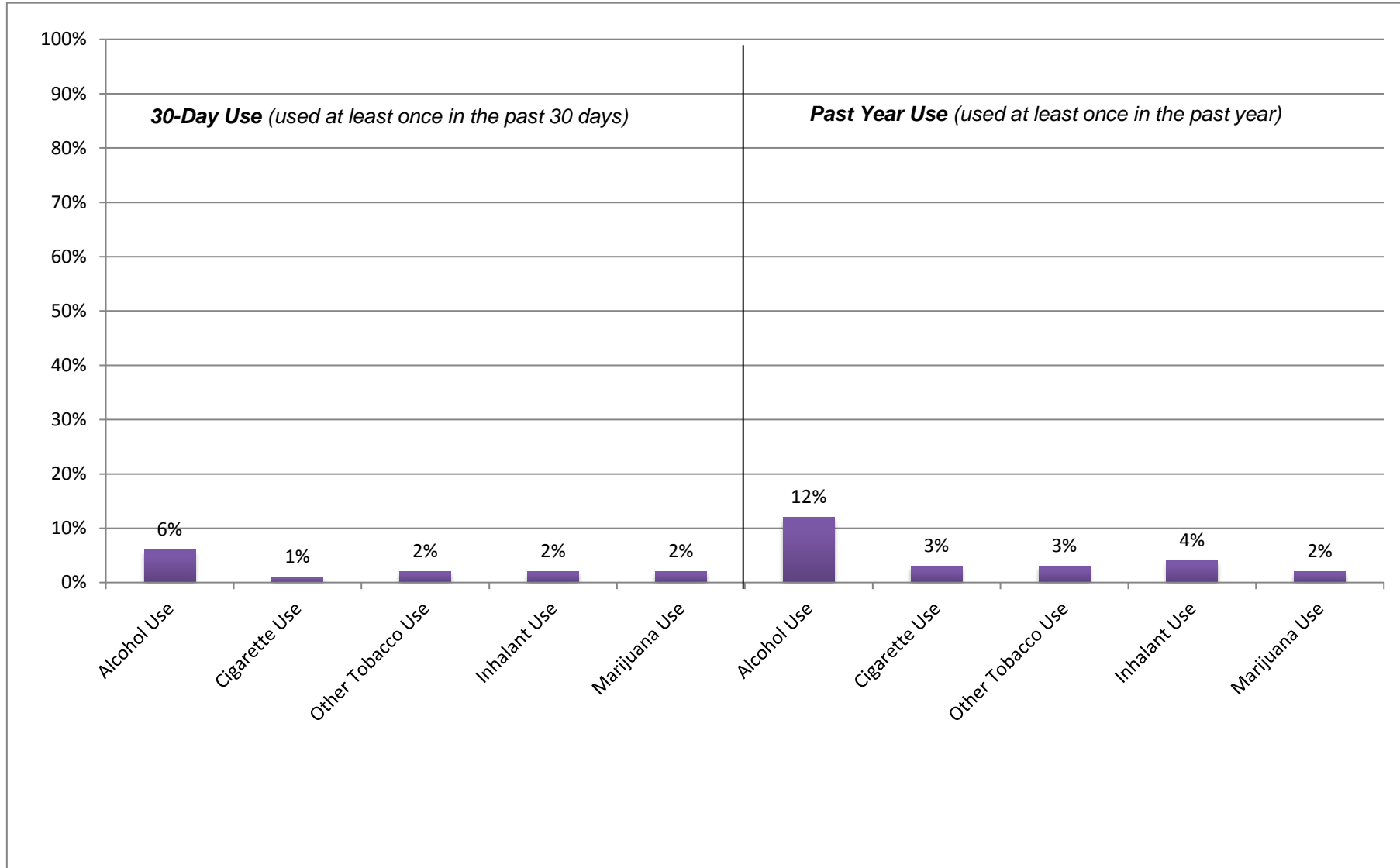
**My family has clear rules
about alcohol and drug use**

	Yes	No
	%	%
6th	93%	8%
8th	84%	16%
10th	73%	27%
12th	76%	24%

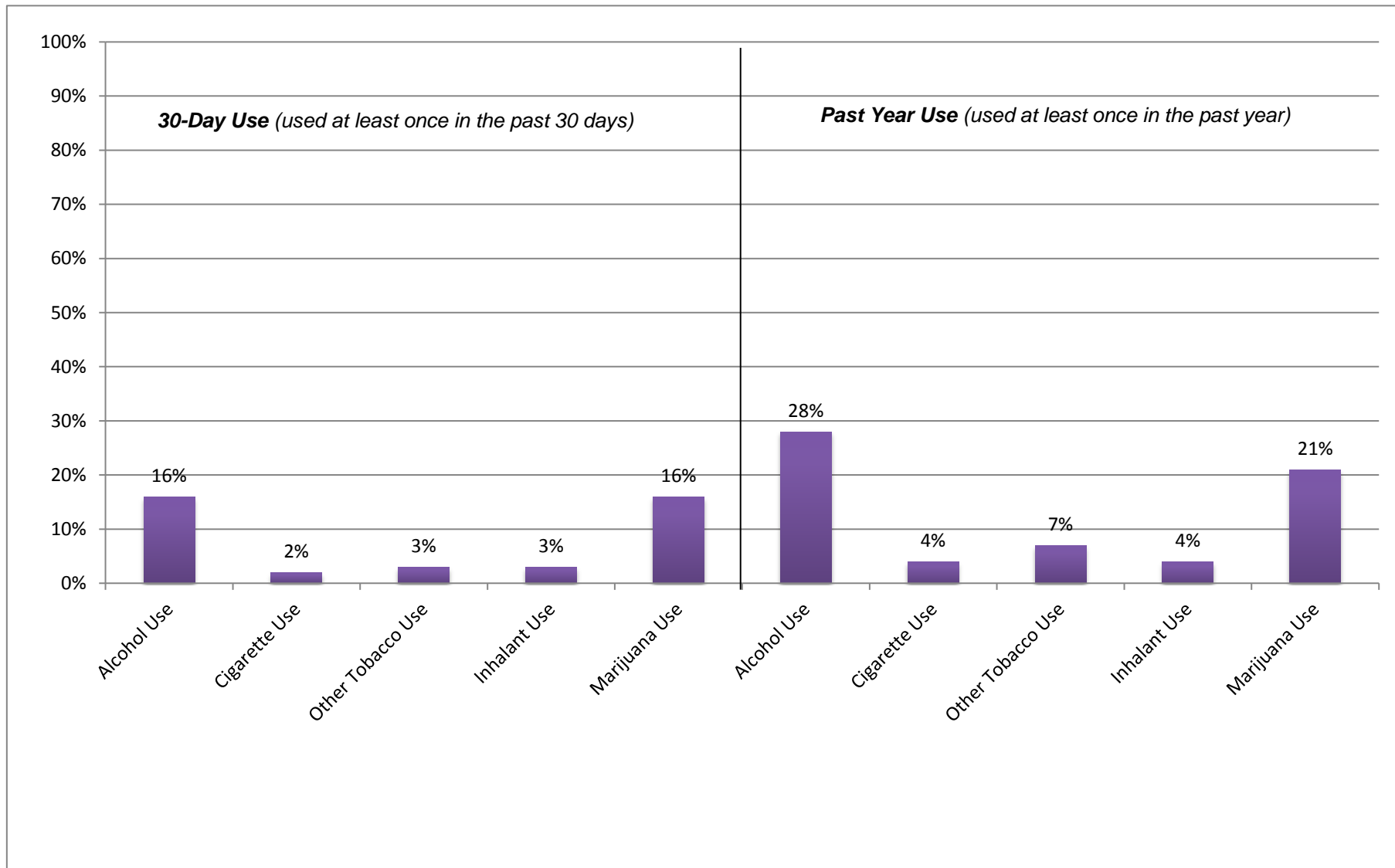
In the past 3 months, have your parents ever talked with you about:

		Yes	No
		%	%
10th	not drinking and driving?	50%	50%
	not riding with a driver who had been drinking?	52%	48%
12th	not drinking and driving?	49%	51%
	not riding with a driver who had been drinking?	51%	49%

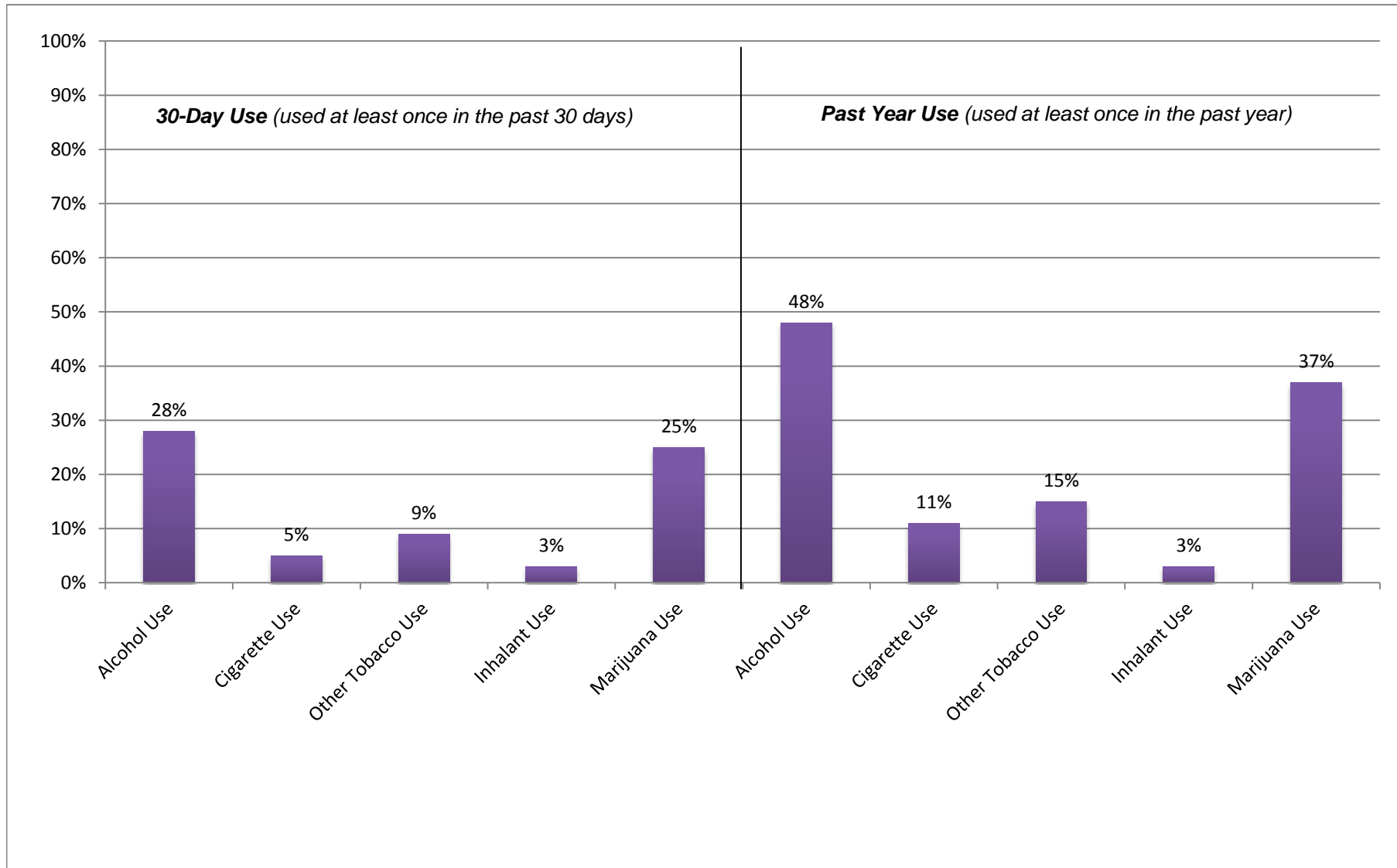
**South Shore 6th Grade - 2010
Substance Use**



**South Shore 8th Grade - 2010
Substance Use**



South Shore 10th Grade - 2010
Substance Use



**South Shore 12th Grade - 2010
Substance Use**

