

Illinois Youth Survey
2010 Chicago Community Area Report: New City

Survey Validity

	%	N
Invalid	6%	73
Valid	94%	1147

Valid surveys are those that have 40% or more of the questions answered, report no derbisol use, and indicate that the respondent was honest at least some of the time.

Age

	6th		8th		10th		12th	
	Avg	N	Avg	N	Avg	N	Avg	N
How old are you?	11.8	407	13.9	401	16.0	196	17.8	141

Gender

	6th		8th		10th		12th	
	%	N	%	N	%	N	%	N
Female	49%	197	54%	216	51%	100	51%	72
Male	51%	209	46%	185	49%	95	49%	69

Race/Ethnicity

	6th		8th		10th		12th	
	%	N	%	N	%	N	%	N
White	3%	11	1%	3	2%	3	3%	4
Black / African American	11%	43	14%	55	45%	87	40%	56
Latino / Latina	72%	288	81%	324	49%	95	53%	75
Asian American	0%	1	1%	2	0%	0	0%	0
Native American / American Indian	1%	5	1%	3	0%	0	1%	1
Multi-racial	4%	16	2%	9	5%	9	4%	5
Other	10%	39	2%	8	1%	1	1%	1

Living Arrangement

	6th		8th		10th		12th	
	%	N	%	N	%	N	%	N
Both parents	69%	277	65%	257	46%	90	39%	55
Parent and step parent	7%	30	12%	47	10%	19	7%	10
Mother only	18%	72	18%	71	31%	60	40%	56
Father only	2%	7	2%	9	5%	10	3%	4
Legal Guardian	2%	7	2%	9	6%	12	7%	10
Foster parent	0%	1	0%	1	1%	2	1%	1
Group home or residential care	0%	2	0%	0	0%	0	0%	0
Living independently	0%	0	0%	0	1%	1	1%	1
Other	2%	8	1%	3	1%	2	4%	6

At school are you eligible to receive:

	6th		8th		10th		12th	
	%	N	%	N	%	N	%	N
Free lunch	97%	390	97%	387	93%	181	93%	131
Reduced lunch price	1%	5	2%	9	6%	11	4%	5
Neither	1%	6	1%	4	2%	3	4%	5

About how many days are you absent from school during an entire year?

	6th		8th		10th		12th	
	%	N	%	N	%	N	%	N
0 - 9 days	89%	355	92%	367	66%	129	56%	79
10 - 19 days	7%	30	7%	26	23%	44	30%	42
20 - 30 days	2%	8	1%	4	7%	14	11%	16
More than 30 days	2%	8	1%	2	4%	8	2%	3

If you wanted to get the following, how difficult would it be to get?

		Very hard	Sort of hard	Sort of easy	Very easy
		%	%	%	%
6th	Alcohol	63%	21%	11%	6%
	Cigarettes	66%	16%	11%	7%
	Marijuana	73%	11%	8%	8%
8th	Alcohol	39%	21%	28%	12%
	Cigarettes	41%	19%	19%	21%
	Marijuana	44%	15%	19%	22%
	Drug like cocaine, LSD, or amphetamines	64%	20%	9%	7%
10th	Alcohol	27%	21%	27%	25%
	Cigarettes	28%	14%	23%	35%
	Marijuana	25%	13%	16%	46%
	Drug like cocaine, LSD, or amphetamines	55%	18%	11%	16%
12th	Alcohol	24%	19%	24%	32%
	Cigarettes	25%	9%	19%	47%
	Marijuana	22%	10%	22%	47%
	Drug like cocaine, LSD, or amphetamines	50%	14%	17%	19%

How wrong would most adults (over 21) in your neighborhood think it is for kids your age to:

		Very wrong	Wrong	A little bit wrong	Not wrong at all
		%	%	%	%
6th	Drink alcohol?	54%	29%	11%	5%
	Smoke cigarettes?	62%	25%	9%	4%
	Use marijuana?	72%	18%	6%	4%
8th	Drink alcohol?	29%	32%	29%	10%
	Smoke cigarettes?	35%	36%	22%	7%
	Use marijuana?	45%	32%	18%	6%
10th	Drink alcohol?	23%	27%	34%	16%
	Smoke cigarettes?	35%	21%	26%	18%
	Use marijuana?	33%	26%	24%	17%
12th	Drink alcohol?	21%	27%	31%	21%
	Smoke cigarettes?	27%	26%	28%	19%
	Use marijuana?	33%	30%	26%	12%

Illinois Youth Survey
2010 Chicago Community Area Report: New City

In which of the following activities do you participate?

	6th		8th		10th		12th	
	%	N	%	N	%	N	%	N
School sports team	67%	236	61%	205	46%	66	41%	43
Other sports	63%	223	63%	213	51%	74	37%	38
Scouting	5%	16	2%	6	1%	2	2%	2
Boys and girls club	14%	51	14%	46	6%	9	6%	6
4-H club	3%	9	1%	4	2%	3	3%	3
Service or voluntary projects	25%	89	33%	110	34%	49	50%	52
Church youth group or other faith-based youth group	25%	90	23%	79	19%	28	18%	19
Other activities	57%	201	69%	231	61%	88	72%	75

How safe do you feel in your neighborhood?

	6th		8th		10th		12th	
	%	N	%	N	%	N	%	N
Very safe	17%	69	14%	55	28%	54	11%	16
Sort of safe	43%	173	45%	176	36%	69	36%	50
Sort of unsafe	28%	113	29%	114	22%	43	34%	48
Very unsafe	12%	50	13%	50	14%	27	19%	26

How old were you when you first:

		Never have	10 or younger	11	12	13	14	15	16	17	18 or older
		%	%	%	%	%	%	%	%	%	%
8th	Smoked marijuana	75%	2%	2%	6%	8%	6%	0%	0%	0%	0%
	Smoked a cigarette, even just a puff	64%	9%	5%	8%	11%	3%	1%	0%	0%	0%
	Used any other tobacco product (chewing tobacco or cigars)	90%	2%	1%	2%	3%	2%	0%	0%	0%	0%
	Had more than a sip or two of alcohol	39%	12%	7%	16%	17%	8%	1%	0%	0%	0%
	Began drinking alcoholic beverages regularly (at least once or twice a month)	74%	2%	4%	4%	9%	7%	0%	0%	0%	0%
10th	Smoked marijuana	53%	2%	5%	5%	10%	10%	10%	5%	2%	0%
	Smoked a cigarette, even just a puff	58%	8%	6%	3%	7%	7%	7%	3%	1%	0%
	Used any other tobacco product (chewing tobacco or cigars)	78%	2%	3%	2%	2%	5%	5%	2%	1%	0%
	Had more than a sip or two of alcohol	36%	12%	5%	3%	8%	9%	17%	8%	2%	0%
	Began drinking alcoholic beverages regularly (at least once or twice a month)	62%	3%	3%	3%	4%	7%	9%	6%	4%	0%
12th	Smoked marijuana	51%	4%	3%	4%	6%	8%	7%	7%	9%	2%
	Smoked a cigarette, even just a puff	59%	6%	4%	7%	4%	1%	5%	4%	8%	2%
	Used any other tobacco product (chewing tobacco or cigars)	83%	4%	1%	1%	1%	1%	1%	3%	3%	1%
	Had more than a sip or two of alcohol	30%	12%	3%	6%	2%	7%	10%	11%	14%	5%
	Began drinking alcoholic beverages regularly (at least once or twice a month)	55%	3%	1%	1%	2%	4%	5%	9%	10%	11%

Illinois Youth Survey
2010 Chicago Community Area Report: New City

Cigarettes: Past month and Past Year

		Not at all	Less than one cigarette per day	One to five cigarettes per day	About one-half pack per day	About one pack per day	About one and one-half packs per day	Two packs or more per day
		%	%	%	%	%	%	%
6th	PAST MONTH cigarette use	98%	2%	0%	0%	0%	0%	0%
	PAST YEAR cigarette use	95%	3%	1%	0%	0%	0%	0%
8th	PAST MONTH cigarette use	92%	6%	2%	0%	0%	0%	0%
	PAST YEAR cigarette use	83%	13%	3%	1%	1%	0%	0%
10th	PAST MONTH cigarette use	88%	7%	4%	2%	0%	0%	0%
	PAST YEAR cigarette use	81%	11%	5%	2%	1%	0%	1%
12th	PAST MONTH cigarette use	85%	8%	7%	0%	0%	0%	1%
	PAST YEAR cigarette use	80%	9%	8%	0%	1%	0%	1%

Other Tobacco Products: Past month and Past Year

		Never	Once or twice	Once or twice per week	About once a day	More than once a day
		%	%	%	%	%
6th	PAST MONTH other tobacco products use	98%	2%	0%	0%	0%
	PAST YEAR other tobacco products use	96%	3%	1%	0%	1%
8th	PAST MONTH other tobacco products use	92%	6%	1%	0%	0%
	PAST YEAR other tobacco products use	86%	10%	3%	0%	1%
10th	PAST MONTH other tobacco products use	86%	7%	2%	1%	3%
	PAST YEAR other tobacco products use	77%	16%	3%	2%	2%
12th	PAST MONTH other tobacco products use	88%	5%	3%	3%	1%
	PAST YEAR other tobacco products use	85%	7%	3%	4%	1%

Alcohol: Number of Occasions of Past month and Past Year use

		0 Occasions	1 - 2 occasions	3 - 5 occasions	6 - 9 occasions	10 - 19 occasions	20 or more occasions
		%	%	%	%	%	%
6th	PAST MONTH alcohol use	85%	9%	2%	1%	1%	1%
	PAST YEAR alcohol use	70%	17%	7%	2%	1%	3%
8th	PAST MONTH alcohol use	64%	21%	9%	2%	1%	2%
	PAST YEAR alcohol use	46%	24%	13%	6%	5%	6%
10th	PAST MONTH alcohol use	58%	25%	9%	3%	2%	2%
	PAST YEAR alcohol use	40%	24%	15%	5%	7%	9%
12th	PAST MONTH alcohol use	54%	22%	13%	2%	2%	6%
	PAST YEAR alcohol use	40%	14%	11%	15%	7%	13%

In the past 2 weeks, how many times have you had five or more alcoholic drinks in a row?

		None	Once	Twice	3-5 times	6-9 times	10 or more times
		%	%	%	%	%	%
6th	Binge drinking	93%	3%	2%	1%	0%	0%
8th	Binge drinking	85%	6%	3%	4%	1%	1%
10th	Binge drinking	76%	10%	5%	5%	1%	3%
12th	Binge drinking	72%	10%	7%	5%	3%	4%

Illinois Youth Survey
2010 Chicago Community Area Report: New City

Illicit drugs: Number of Occasions of Past Month use

		0 Occasions	1 - 2 occasions	3 - 5 occasions	6 - 9 occasions	10 - 19 occasions	20 or more occasions
		%	%	%	%	%	%
6th	PAST MONTH marijuana use	97%	2%	0%	1%	0%	1%
	PAST MONTH inhalants use	92%	5%	2%	1%	1%	0%
8th	PAST MONTH marijuana use	84%	7%	2%	3%	1%	2%
	PAST MONTH inhalants use	91%	5%	3%	1%	0%	1%
10th	PAST MONTH marijuana use	68%	12%	4%	3%	2%	12%
	PAST MONTH inhalants use	94%	5%	1%	1%	0%	1%
12th	PAST MONTH marijuana use	74%	9%	4%	2%	1%	9%
	PAST MONTH inhalants use	98%	1%	0%	0%	0%	1%

Illicit drugs: Number of Occasions of Past Year use

		0 Occasions	1 - 2 occasions	3 - 5 occasions	6 - 9 occasions	10 - 19 occasions	20 or more occasions
		%	%	%	%	%	%
6th	PAST YEAR marijuana use	94%	4%	1%	0%	1%	1%
	PAST YEAR inhalant use	90%	6%	1%	1%	1%	0%
8th	PAST YEAR marijuana use	74%	11%	5%	3%	3%	4%
	PAST YEAR inhalant use	86%	8%	3%	1%	2%	1%
	PAST YEAR MDMA ('ecstasy') use	99%	1%	0%	0%	0%	0%
	PAST YEAR LSD use	99%	1%	0%	0%	0%	0%
	PAST YEAR cocaine / crack use	97%	2%	0%	0%	0%	0%
	PAST YEAR meth use	100%	0%	0%	0%	0%	0%
	PAST YEAR heroin use	98%	2%	1%	0%	0%	0%
	PAST YEAR marijuana use	54%	15%	8%	6%	3%	14%
10th	PAST YEAR inhalant use	90%	7%	1%	2%	0%	1%
	PAST YEAR MDMA ('ecstasy') use	96%	3%	1%	1%	0%	1%
	PAST YEAR LSD use	99%	0%	0%	1%	0%	0%
	PAST YEAR cocaine / crack use	96%	2%	0%	0%	2%	0%
	PAST YEAR meth use	99%	0%	0%	0%	0%	1%
	PAST YEAR heroin use	99%	0%	1%	0%	0%	1%
	PAST YEAR marijuana use	58%	12%	7%	4%	5%	14%
12th	PAST YEAR inhalant use	97%	1%	1%	0%	1%	1%
	PAST YEAR MDMA ('ecstasy') use	96%	3%	1%	0%	0%	0%
	PAST YEAR LSD use	99%	1%	0%	0%	0%	0%
	PAST YEAR cocaine / crack use	96%	1%	1%	0%	0%	1%
	PAST YEAR meth use	99%	0%	1%	0%	0%	0%
	PAST YEAR heroin use	99%	0%	1%	0%	0%	0%

During the past 12 months, which of these over-the-counter drugs have you used for non-medical purposes?

		No	Yes: one or two times	Yes: 3-5 times	Yes: 6 or more times
		%	%	%	%
8th	Performance-enhancing or body-building supplements (Creatine, fat-burners, etc.)	96%	3%	1%	1%
	Over-the-counter weight loss aids (laxatives, Dexatrim, etc.)	98%	1%	1%	0%
	Other over-the-counter drugs (cough syrup, etc.)	91%	6%	2%	2%
10th	Performance-enhancing or body-building supplements (Creatine, fat-burners, etc.)	96%	3%	0%	1%
	Over-the-counter weight loss aids (laxatives, Dexatrim, etc.)	98%	1%	1%	0%
	Other over-the-counter drugs (cough syrup, etc.)	90%	8%	1%	2%
12th	Performance-enhancing or body-building supplements (Creatine, fat-burners, etc.)	96%	4%	1%	0%
	Over-the-counter weight loss aids (laxatives, Dexatrim, etc.)	96%	4%	0%	0%
	Other over-the-counter drugs (cough syrup, etc.)	93%	6%	0%	1%

During the past 12 months, which of these drugs have you used without a doctor's prescription?

		No	Yes: one or two times	Yes: 3-5 times	Yes: 6 or more times
		%	%	%	%
8th	Steroids	99%	0%	0%	0%
	Uppers (Ritalin, etc.)	99%	0%	1%	0%
	Downers (Valium, Ambien, etc.)	99%	0%	0%	0%
	Other prescription drugs (OxyContin, Ketamine, etc.)	97%	2%	1%	0%
10th	Steroids	99%	1%	1%	0%
	Uppers (Ritalin, etc.)	97%	1%	1%	1%
	Downers (Valium, Ambien, etc.)	98%	2%	1%	0%
	Other prescription drugs (OxyContin, Ketamine, etc.)	97%	2%	1%	1%
12th	Steroids	99%	1%	0%	0%
	Uppers (Ritalin, etc.)	98%	1%	0%	1%
	Downers (Valium, Ambien, etc.)	98%	1%	0%	1%
	Other prescription drugs (OxyContin, Ketamine, etc.)	98%	1%	0%	1%

Illinois Youth Survey
2010 Chicago Community Area Report: New City

During the past year, how often did you get cigarettes or other tobacco products from the following sources?

		I did not use cigarettes or other tobacco products during the past year	Never	sometimes	Often
		%	%	%	%
8th	I bought them at a gas station	81%	16%	2%	1%
	I bought them at a store	81%	14%	3%	1%
	I bought them from a vending machine	81%	18%	1%	0%
	I gave a stranger money to buy them for me	81%	13%	5%	1%
	I bought them over the Internet	81%	19%	0%	0%
	A friend gave them to me	81%	5%	11%	3%
	My older brother or sister gave them to me	81%	17%	2%	0%
	My parent gave them to me	81%	18%	0%	0%
	I took them from a store	81%	17%	1%	1%
	I took them from home without my parents knowing it	82%	13%	5%	0%
	I got them some other way	81%	9%	6%	4%
10th	I bought them at a gas station	73%	19%	5%	3%
	I bought them at a store	73%	16%	7%	4%
	I bought them from a vending machine	74%	26%	1%	0%
	I gave a stranger money to buy them for me	74%	19%	6%	1%
	I bought them over the Internet	74%	26%	0%	1%
	A friend gave them to me	73%	9%	12%	6%
	My older brother or sister gave them to me	74%	23%	3%	0%
	My parent gave them to me	74%	25%	1%	0%
	I took them from a store	74%	26%	0%	0%
	I took them from home without my parents knowing it	74%	23%	2%	2%
	I got them some other way	74%	17%	6%	4%
12th	I bought them at a gas station	79%	10%	9%	2%
	I bought them at a store	80%	7%	7%	6%
	I bought them from a vending machine	80%	19%	1%	0%
	I gave a stranger money to buy them for me	79%	17%	3%	1%
	I bought them over the Internet	80%	19%	1%	0%
	A friend gave them to me	80%	2%	16%	1%
	My older brother or sister gave them to me	80%	14%	4%	2%
	My parent gave them to me	80%	18%	2%	0%
	I took them from a store	80%	19%	1%	0%
	I took them from home without my parents knowing it	80%	17%	3%	0%
	I got them some other way	80%	13%	4%	3%

Illinois Youth Survey
2010 Chicago Community Area Report: New City

During the past year, how often did you get alcohol from the following sources?

		I did not drink beer, wine, or liquor during the past year	Never	sometimes	Often
		%	%	%	%
8th	I bought it at a gas station	53%	44%	2%	1%
	I bought it at a store	54%	41%	4%	1%
	I bought it at a bar or restaurant	54%	44%	2%	0%
	I gave a stranger money to buy them for me	53%	40%	5%	1%
	I bought it over the Internet	54%	46%	0%	0%
	A friend gave it to me	54%	22%	19%	5%
	My older brother or sister gave it to me	54%	34%	11%	2%
	My parents with their permission	53%	30%	14%	3%
	My parents without their permission	54%	29%	13%	4%
	An adult (other than my parents) with that adult's permission	54%	29%	15%	3%
	An adult (other than my parents) without that adult's permission	54%	36%	7%	2%
	I took it from a store	54%	44%	1%	1%
	I got it at a party	54%	13%	23%	10%
	I got it some other way	54%	33%	8%	5%
10th	I bought it at a gas station	45%	51%	3%	1%
	I bought it at a store	45%	45%	7%	4%
	I bought it at a bar or restaurant	45%	51%	2%	1%
	I gave a stranger money to buy them for me	45%	40%	12%	4%
	I bought it over the Internet	45%	53%	2%	0%
	A friend gave it to me	44%	24%	22%	10%
	My older brother or sister gave it to me	45%	41%	13%	1%
	My parents with their permission	44%	36%	16%	4%
	My parents without their permission	45%	40%	10%	4%
	An adult (other than my parents) with that adult's permission	45%	35%	14%	6%
	An adult (other than my parents) without that adult's permission	45%	44%	9%	2%
	I took it from a store	46%	52%	2%	0%
	I got it at a party	44%	21%	22%	13%
	I got it some other way	45%	39%	11%	5%
12th	I bought it at a gas station	45%	52%	2%	0%
	I bought it at a store	46%	42%	6%	6%
	I bought it at a bar or restaurant	46%	49%	4%	2%
	I gave a stranger money to buy them for me	46%	36%	10%	8%
	I bought it over the Internet	46%	54%	1%	0%
	A friend gave it to me	46%	24%	17%	13%
	My older brother or sister gave it to me	46%	44%	7%	3%
	My parents with their permission	46%	33%	18%	3%
	My parents without their permission	46%	40%	7%	7%
	An adult (other than my parents) with that adult's permission	46%	37%	14%	3%
	An adult (other than my parents) without that adult's permission	46%	44%	6%	5%
	I took it from a store	46%	52%	2%	1%
	I got it at a party	46%	20%	21%	13%
	I got it some other way	46%	32%	14%	8%

During the last 30 days, on how many days did you:

		None	One or two days	3-5 days	6 or more days
		%	%	%	%
8th	Drink alcohol on school property?	94%	4%	1%	1%
	Use marijuana on school property?	95%	2%	2%	1%
10th	Drink alcohol on school property?	89%	7%	2%	3%
	Use marijuana on school property?	85%	6%	4%	4%
12th	Drink alcohol on school property?	91%	5%	2%	1%
	Use marijuana on school property?	89%	4%	4%	2%

When was the LAST time that:

		Never	More than a year ago	2-12 months ago	Past month
		%	%	%	%
10th	you used alcohol or other drugs weekly?	65%	8%	12%	16%
	you kept using alcohol or drugs even after you knew it could get you into fights or other kinds of legal trouble?	85%	4%	6%	4%
	you had withdrawal problems from alcohol or drugs like shaking hands, throwing up, having trouble sitting still or sleeping, or that you used any alcohol or other drugs to stop being sick or avoid withdrawal?	96%	2%	3%	0%
	you spent a lot of time either getting alcohol or drugs, using alcohol or drugs, or feeling the effects of alcohol or drugs (high, sick)?	88%	3%	4%	5%
	your use of alcohol or drugs caused you to give up, reduce or have problems at important activities at work, school, home or social events?	93%	2%	3%	3%
12th	you used alcohol or other drugs weekly?	69%	7%	9%	16%
	you kept using alcohol or drugs even after you knew it could get you into fights or other kinds of legal trouble?	85%	3%	4%	8%
	you had withdrawal problems from alcohol or drugs like shaking hands, throwing up, having trouble sitting still or sleeping, or that you used any alcohol or other drugs to stop being sick or avoid withdrawal?	93%	3%	1%	4%
	you spent a lot of time either getting alcohol or drugs, using alcohol or drugs, or feeling the effects of alcohol or drugs (high, sick)?	87%	2%	3%	8%
	your use of alcohol or drugs caused you to give up, reduce or have problems at important activities at work, school, home or social events?	90%	5%	1%	4%

If you drank beer, wine, or liquor in the past 30 days, what did you drink?

		I did not drink beer, wine, or liquor during the past year	Never	sometimes	Often
		%	%	%	%
6th	Beer	85%	3%	10%	1%
	Malt liquor	86%	12%	2%	0%
	Wine	85%	7%	7%	0%
	Wine cooler	86%	9%	5%	1%
	Liquor (vodka, whiskey, etc.)	85%	7%	6%	1%
	Mixed drinks (margarita, etc.)	85%	8%	5%	2%
	Flavored 'alcopops' (hard lemonade, hard cider, etc.)	86%	8%	5%	1%
8th	Beer	69%	8%	17%	5%
	Malt liquor	70%	23%	7%	1%
	Wine	69%	17%	12%	2%
	Wine cooler	69%	14%	12%	5%
	Liquor (vodka, whiskey, etc.)	69%	13%	14%	4%
	Mixed drinks (margarita, etc.)	69%	15%	10%	5%
	Flavored 'alcopops' (hard lemonade, hard cider, etc.)	69%	20%	8%	2%
10th	Beer	65%	13%	13%	8%
	Malt liquor	66%	21%	8%	4%
	Wine	66%	20%	11%	3%
	Wine cooler	65%	16%	14%	5%
	Liquor (vodka, whiskey, etc.)	64%	9%	15%	12%
	Mixed drinks (margarita, etc.)	66%	16%	12%	6%
	Flavored 'alcopops' (hard lemonade, hard cider, etc.)	66%	19%	11%	4%
12th	Beer	57%	19%	17%	7%
	Malt liquor	57%	32%	8%	2%
	Wine	57%	32%	9%	2%
	Wine cooler	57%	21%	15%	7%
	Liquor (vodka, whiskey, etc.)	57%	10%	15%	17%
	Mixed drinks (margarita, etc.)	57%	21%	13%	8%
	Flavored 'alcopops' (hard lemonade, hard cider, etc.)	57%	26%	10%	6%

Illinois Youth Survey
2010 Chicago Community Area Report: New City

How much do you think people risk harming themselves (physically or in other ways) if they:

		No risk	Slight risk	Moderate risk	Great risk
		%	%	%	%
6th	Smoke one or more packs of cigarettes per day	19%	12%	23%	46%
	Take one or two drinks of an alcoholic beverage (beer, wine, liquor) nearly every day	21%	23%	27%	29%
	Have five or more drinks of an alcoholic beverage once or twice a week	24%	18%	27%	31%
	Smoke marijuana regularly	21%	11%	19%	49%
	Smoke marijuana once or twice a week	23%	17%	29%	31%
	Use inhalants regularly	23%	13%	23%	41%
8th	Smoke one or more packs of cigarettes per day	10%	12%	25%	52%
	Take one or two drinks of an alcoholic beverage (beer, wine, liquor) nearly every day	13%	29%	31%	26%
	Have five or more drinks of an alcoholic beverage once or twice a week	12%	23%	33%	31%
	Smoke marijuana regularly	12%	13%	16%	58%
	Smoke marijuana once or twice a week	17%	23%	30%	30%
	Use inhalants regularly	11%	12%	24%	53%
10th	Smoke one or more packs of cigarettes per day	20%	10%	23%	47%
	Take one or two drinks of an alcoholic beverage (beer, wine, liquor) nearly every day	23%	21%	27%	29%
	Have five or more drinks of an alcoholic beverage once or twice a week	21%	20%	29%	30%
	Smoke marijuana regularly	27%	18%	18%	36%
	Smoke marijuana once or twice a week	31%	29%	20%	20%
	Use inhalants regularly	19%	9%	20%	52%
12th	Smoke one or more packs of cigarettes per day	20%	11%	19%	50%
	Take one or two drinks of an alcoholic beverage (beer, wine, liquor) nearly every day	21%	24%	25%	30%
	Have five or more drinks of an alcoholic beverage once or twice a week	18%	20%	33%	29%
	Smoke marijuana regularly	24%	17%	22%	37%
	Smoke marijuana once or twice a week	32%	22%	24%	22%
	Use inhalants regularly	17%	14%	16%	54%

During the past 12 months, how many times were you in a physical fight?

	Never	1-2 times	3-5 times	6 or more times
	%	%	%	%
6th	61%	25%	7%	7%
8th	58%	27%	7%	8%
10th	55%	30%	12%	3%
12th	70%	23%	6%	1%

During the past 12 months, how many times have you ridden in a car driven by:

		Never	1-2 times	3-5 times	6 or more times
		%	%	%	%
6th	a TEENAGER who had been drinking or using drugs	90%	6%	2%	2%
	an ADULT who had been drinking or using drugs	75%	16%	4%	5%
8th	a TEENAGER who had been drinking or using drugs	86%	9%	3%	2%
	an ADULT who had been drinking or using drugs	71%	16%	7%	7%
10th	a TEENAGER who had been drinking or using drugs	83%	8%	5%	4%
	an ADULT who had been drinking or using drugs	63%	23%	6%	8%
12th	a TEENAGER who had been drinking or using drugs	80%	12%	6%	2%
	an ADULT who had been drinking or using drugs	70%	18%	5%	7%

During the past 12 months, how many times did you drive a car or other vehicle when:

		Never	1-2 times	3-5 times	6 or more times
		%	%	%	%
10th	drinking alcohol	93%	5%	2%	1%
	using marijuana or other illegal drugs	93%	2%	2%	3%
12th	drinking alcohol	91%	5%	1%	2%
	using marijuana or other illegal drugs	89%	6%	1%	4%

During the past 12 months, have any of the following been done by someone in a dating relationship to you?

		I have not begun to date	Yes	No	Not sure
		%	%	%	%
8th	Abused in past year	25%	9%	59%	7%
10th	Abused in past year	9%	15%	70%	6%
	Called you names to put you down or make you feel bad?	10%	13%	71%	6%
	Insisted on knowing who you're with and where you are at all times?	11%	25%	57%	7%
	Followed you?	11%	10%	71%	8%
	Destroyed something that belonged to you or that you liked very much?	10%	10%	76%	3%
	Threatened or frightened your family or friends?	10%	6%	79%	4%
12th	Abused in past year	14%	13%	69%	4%
	Called you names to put you down or make you feel bad?	16%	13%	68%	3%
	Insisted on knowing who you're with and where you are at all times?	16%	21%	55%	7%
	Followed you?	17%	10%	67%	6%
	Destroyed something that belonged to you or that you liked very much?	18%	7%	72%	3%
	Threatened or frightened your family or friends?	17%	1%	78%	4%

In the past 12 months, did you ever seriously consider attempting suicide?

	Yes	No
	%	%
10th	12%	88%
12th	9%	91%

During the past year have any of the following happened to you due to someone else's drinking?

		Yes	No
		%	%
6th	I have been injured by a vehicle	5%	95%
	I have been physically attacked	7%	93%
	I have been threatened	15%	85%
8th	I have been injured by a vehicle	3%	97%
	I have been physically attacked	8%	92%
	I have been threatened	14%	86%
10th	I have been injured by a vehicle	7%	93%
	I have been physically attacked	14%	86%
	I have been threatened	16%	84%
12th	I have been injured by a vehicle	3%	97%
	I have been physically attacked	4%	96%
	I have been threatened	12%	88%

During the past year, in which of the following ways has another teen's drinking affected you?

		Yes	No
		%	%
8th	It made me feel unsafe	31%	69%
	It made learning harder	17%	83%
10th	It made me feel unsafe	18%	82%
	It made learning harder	13%	88%
12th	It made me feel unsafe	28%	72%
	It made learning harder	19%	81%

Illinois Youth Survey
2010 Chicago Community Area Report: New City

How wrong do you think it is for someone your age to:

		Very wrong	Wrong	A little bit wrong	Not wrong at all
		%	%	%	%
6th	Drink alcohol regularly	69%	18%	9%	3%
	Smoke cigarettes?	74%	18%	5%	3%
	Smoke marijuana?	83%	10%	4%	3%
	Use LSD, cocaine, amphetamines or another illegal drug?	91%	5%	1%	2%
8th	Drink alcohol regularly	44%	26%	24%	6%
	Smoke cigarettes?	50%	28%	16%	6%
	Smoke marijuana?	59%	21%	12%	8%
	Use LSD, cocaine, amphetamines or another illegal drug?	80%	14%	4%	3%
10th	Drink alcohol regularly	36%	27%	27%	10%
	Smoke cigarettes?	49%	24%	19%	7%
	Smoke marijuana?	38%	28%	21%	14%
	Use LSD, cocaine, amphetamines or another illegal drug?	79%	13%	5%	3%
12th	Drink alcohol regularly	30%	21%	34%	14%
	Smoke cigarettes?	41%	24%	21%	14%
	Smoke marijuana?	37%	24%	23%	16%
	Use LSD, cocaine, amphetamines or another illegal drug?	78%	14%	6%	3%

Do you currently belong to a street gang?

	Yes	No
	%	%
8th	11%	89%
10th	15%	85%
12th	16%	84%

How many times in the past year (12 months) have you:

		Never	1 or 2 times	3 to 5 times	6 to 9 times	10 to 19 times	20 or more times
		%	%	%	%	%	%
8th	Carried a weapon such as a handgun, knife or club?	77%	12%	4%	3%	1%	3%
	Sold illegal drugs?	93%	2%	2%	1%	1%	1%
	Been drunk or high at school?	88%	7%	2%	1%	1%	0%
10th	Carried a weapon such as a handgun, knife or club?	74%	10%	6%	2%	2%	7%
	Sold illegal drugs?	84%	9%	1%	2%	1%	4%
	Been drunk or high at school?	81%	8%	4%	2%	3%	3%
12th	Carried a weapon such as a handgun, knife or club?	76%	11%	2%	2%	2%	7%
	Sold illegal drugs?	83%	7%	3%	2%	2%	3%
	Been drunk or high at school?	78%	10%	4%	1%	1%	5%

During the past 12 months, has another student at school:

		Yes	No
		%	%
6th	Bullied you by calling you names?	40%	60%
	Threatened to hurt you?	21%	79%
	Bullied you by hitting, punching, kicking, or pushing you?	19%	81%
8th	Bullied you by calling you names?	31%	69%
	Threatened to hurt you?	17%	83%
	Bullied you by hitting, punching, kicking, or pushing you?	12%	88%
10th	Bullied you by calling you names?	17%	83%
	Threatened to hurt you?	21%	79%
	Bullied you by hitting, punching, kicking, or pushing you?	10%	90%
12th	Bullied you by calling you names?	10%	90%
	Threatened to hurt you?	12%	88%
	Bullied you by hitting, punching, kicking, or pushing you?	7%	93%

What are the chances you would be seen as cool if:

		No or very little chance	Little chance	Some chance	Pretty good chance	Very good chance
		%	%	%	%	%
6th	Smoked cigarettes?	68%	11%	11%	6%	4%
	Began drinking alcohol regularly?	71%	14%	5%	6%	4%
	Smoked marijuana?	72%	9%	6%	6%	8%
8th	Smoked cigarettes?	55%	18%	17%	5%	5%
	Began drinking alcohol regularly?	54%	20%	12%	8%	6%
	Smoked marijuana?	50%	13%	15%	10%	13%
10th	Smoked cigarettes?	65%	16%	10%	5%	4%
	Began drinking alcohol regularly?	55%	18%	13%	10%	5%
	Smoked marijuana?	47%	11%	13%	13%	16%
12th	Smoked cigarettes?	75%	13%	9%	2%	1%
	Began drinking alcohol regularly?	63%	14%	14%	6%	2%
	Smoked marijuana?	60%	11%	8%	12%	9%

Amount of time child spends alone each week after school:

	6th	8th
	%	%
None	55%	37%
1 to 2 days, < 3 hours per day	16%	19%
1 to 2 days, > 3 hours per day	5%	7%
3 or more days, < 3 hours per day	13%	18%
3 or more days, > 3 hours per day	11%	19%

How likely is it that you will complete a post high school program such as vocational training program, military service, community college, or 4-year college?

	Definitely will not	Probably will not	Probably will	Definitely will	Not sure
	%	%	%	%	%
10th	8%	3%	27%	42%	21%
12th	11%	5%	23%	47%	14%

How old were you the first time you gambled (bet money or something of value on sports, a game of chance or skill, plays the lottery or bet on cards or dice games?

	Never	10 or younger	11	12	13	14	15	16	17 or older
	%	%	%	%	%	%	%	%	%
10th	43%	13%	5%	5%	6%	11%	9%	6%	3%
12th	43%	10%	5%	7%	6%	6%	6%	7%	11%

In the last 30 days, have you gambled for money or anything of value?

	Yes	No
	%	%
10th	26%	74%
12th	25%	75%

In the past 12 months, have you gambled for money or anything of value?

	Yes	No
	%	%
8th	23%	77%
10th	35%	65%
12th	30%	70%

If you gambled for money in the past 12 months, where have you gambled?

	10th		12th	
	%	N	%	N
Didn't gamble for money	51%	72	43%	36
At someone's house	35%	50	35%	29
Casino or Riverboat	4%	6	4%	3
Internet	8%	12	10%	8
Poker Machine	6%	8	4%	3
Person-to-person betting with another teen	40%	57	40%	33
Person-to-person betting with an adult	27%	38	36%	30
Lottery self-service machine	11%	16	13%	11
Other lottery tickets	11%	16	14%	12
Off-Track Betting	6%	9	7%	6
Sports Pool	16%	23	17%	14
Other	25%	35	37%	31

What percent of students at your school do you think have done the following in the past 30 days:

		0%	1-10%	11-20%	21-30%	31-40%	41-50%	51-60%	61-70%	71-80%	81-90%	91-100%
		%	%	%	%	%	%	%	%	%	%	%
10th	Smoked cigarettes	8%	3%	3%	8%	5%	10%	11%	6%	18%	17%	12%
	Had beer, wine, or hard liquor	8%	2%	4%	4%	4%	6%	10%	5%	15%	25%	17%
	Used marijuana	8%	1%	2%	3%	4%	4%	4%	4%	12%	22%	36%
12th	Smoked cigarettes	4%	2%	7%	7%	7%	7%	17%	12%	17%	15%	7%
	Had beer, wine, or hard liquor	4%	3%	5%	4%	7%	7%	6%	9%	14%	24%	16%
	Used marijuana	4%	3%	4%	4%	4%	4%	6%	6%	12%	28%	25%

In the past 12 months did you ever feel so sad or hopeless that you stopped doing some usual activities?

	Yes	No
	%	%
8th	38%	62%
10th	33%	67%
12th	22%	78%

Is there an adult you know (other than your parent) you could talk to about important things in your life?

	No	Yes, one adult	Yes, more than one adult
	%	%	%
6th	23%	32%	44%
8th	25%	29%	46%
10th	26%	23%	51%
12th	20%	33%	47%

How do you describe your weight?

	Very underweight	Slightly underweight	About the right weight	Slightly overweight	Very overweight
	%	%	%	%	%
6th	6%	11%	54%	22%	7%
8th	3%	10%	53%	26%	7%
10th	3%	10%	62%	18%	7%
12th	5%	7%	53%	32%	2%

Average Height and Weight

	Grade											
	6th			8th			10th			12th		
	Mean	Median	N	Mean	Median	N	Mean	Median	N	Mean	Median	N
Height (inches)	62.0	62.0	269	63.9	64.0	289	65.8	66.0	88	66.7	66.0	42
Weight (pounds)	134.4	110.0	262	138.6	126.0	276	170.4	145.0	88	162.5	152.5	42

During the past 7 days, how many times did you:

		None	1 to 3 times during the past 7 days	4 to 6 times during the past 7 days	1 time per day	2 times per day	3 times per day	4 or more times per day
		%	%	%	%	%	%	%
6th	Eat fruit	5%	23%	26%	9%	12%	9%	17%
	Eat vegetables	19%	31%	17%	11%	9%	4%	10%
8th	Eat fruit	6%	22%	19%	10%	14%	9%	20%
	Eat vegetables	17%	34%	14%	11%	8%	6%	10%
10th	Eat fruit	13%	25%	21%	8%	16%	9%	9%
	Eat vegetables	25%	29%	16%	7%	15%	3%	5%
12th	Eat fruit	12%	23%	17%	7%	14%	15%	12%
	Eat vegetables	21%	27%	16%	14%	11%	5%	6%

Illinois Youth Survey
2010 Chicago Community Area Report: New City

During the past 7 days how many glasses of milk did you drink?

	I did not drink milk during the past 7 days	1 to 3 glasses during the past 7 days	4 to 6 glasses during the past 7 days	1 glass per day	2 glasses per day	3 glasses per day	4 or more glasses per day
	%	%	%	%	%	%	%
10th	19%	19%	14%	14%	11%	13%	9%
12th	17%	19%	17%	14%	17%	7%	10%

On how many of the past 7 days did you participate in a physical activity?

	0 days	1 day	2 days	3 days	4 days	5 days	6 days	7 days
	%	%	%	%	%	%	%	%
6th	18%	11%	13%	14%	10%	10%	4%	21%
8th	16%	8%	16%	16%	8%	11%	5%	20%
10th	22%	13%	12%	11%	6%	14%	3%	18%
12th	24%	9%	19%	9%	11%	13%	1%	14%

On an average school day, how many hours do you watch TV?

	I do not watch TV on an average school day	Less than 1 hour per day	1 hour per day	2 hours per day	3 hours per day	4 hours per day	5 or more hours per day
	%	%	%	%	%	%	%
6th	6%	10%	13%	25%	19%	10%	18%
8th	6%	12%	11%	20%	24%	13%	13%
10th	9%	9%	6%	16%	20%	11%	30%
12th	4%	16%	6%	13%	22%	14%	25%

In a typical week how often do you and your parent(s) or guardian eat dinner together?

	Never	1 day	2 days	3 days	4 days	5 days	6 days	7 days
	%	%	%	%	%	%	%	%
6th	10%	6%	6%	8%	6%	9%	3%	52%
8th	14%	5%	9%	7%	10%	8%	4%	42%
10th	18%	9%	10%	11%	5%	8%	3%	36%
12th	26%	8%	7%	10%	11%	12%	5%	21%

Putting them all together, what were your grades like for the last year?

	Mostly A	Mostly A and B	Mostly B	Mostly B and C	Mostly C	Mostly C and D	Mostly D	Mostly F
	%	%	%	%	%	%	%	%
6th	7%	42%	4%	26%	4%	13%	2%	3%
8th	6%	32%	4%	36%	8%	11%	1%	3%
10th	4%	24%	2%	35%	10%	15%	4%	5%
12th	7%	20%	9%	32%	13%	15%	3%	1%

During the past 30 days, how many days did you not go to school because you felt you would be unsafe at school or on the way to or from school?

	0 days	1 day	2 or 3 days	4 or 5 days	6 or more days
	%	%	%	%	%
6th	89%	5%	4%	1%	2%
8th	91%	5%	3%	0%	1%
10th	74%	8%	10%	5%	3%
12th	79%	7%	9%	2%	4%

How true are the following statements?

		Not at all true	A little true	Pretty much true	Very much true
At my school there is a teacher or some other adult who:		%	%	%	%
6th	Really cares about me.	14%	23%	35%	28%
	Notices when I'm not there.	17%	24%	32%	27%
	Listens to me when I have something to say.	13%	20%	33%	34%
	Notices if I have trouble learning something.	10%	20%	33%	37%
	Tells me when I do a good job.	8%	15%	32%	45%
	Always wants me to do my best.	6%	11%	27%	57%
	Believes that I will be a success.	11%	13%	29%	47%
	Encourages me to work hard in school.	8%	12%	27%	53%
8th	Really cares about me.	9%	26%	24%	41%
	Notices when I'm not there.	11%	25%	31%	33%
	Listens to me when I have something to say.	12%	18%	29%	42%
	Notices if I have trouble learning something.	13%	18%	28%	41%
	Tells me when I do a good job.	5%	19%	33%	43%
	Always wants me to do my best.	4%	10%	24%	61%
	Believes that I will be a success.	7%	15%	22%	55%
	Encourages me to work hard in school.	7%	10%	21%	62%
10th	Really cares about me.	21%	31%	25%	22%
	Notices when I'm not there.	20%	23%	29%	28%
	Listens to me when I have something to say.	22%	26%	34%	18%
	Notices if I have trouble learning something.	20%	29%	26%	25%
	Tells me when I do a good job.	13%	20%	32%	35%
	Always wants me to do my best.	12%	17%	32%	39%
	Believes that I will be a success.	17%	19%	25%	39%
	Encourages me to work hard in school.	14%	19%	27%	39%
12th	Really cares about me.	16%	37%	23%	24%
	Notices when I'm not there.	15%	27%	25%	33%
	Listens to me when I have something to say.	17%	26%	27%	30%
	Notices if I have trouble learning something.	25%	25%	22%	27%
	Tells me when I do a good job.	14%	27%	31%	28%
	Always wants me to do my best.	11%	24%	25%	40%
	Believes that I will be a success.	12%	25%	27%	37%
	Encourages me to work hard in school.	15%	24%	28%	33%

Illinois Youth Survey
2010 Chicago Community Area Report: New City

How true are the following statements?

At school:		Not at all true	A little true	Pretty much true	Very much true
		%	%	%	%
6th	I do interesting activities.	11%	22%	35%	31%
	I help decide things like class activities or rules.	35%	36%	17%	12%
	I do things that make a difference.	29%	38%	19%	14%
8th	I do interesting activities.	18%	28%	30%	25%
	I help decide things like class activities or rules.	44%	27%	16%	12%
	I do things that make a difference.	37%	29%	18%	17%
10th	I do interesting activities.	26%	34%	25%	15%
	I help decide things like class activities or rules.	47%	28%	17%	8%
	I do things that make a difference.	35%	30%	23%	12%
12th	I do interesting activities.	30%	38%	21%	10%
	I help decide things like class activities or rules.	49%	26%	15%	10%
	I do things that make a difference.	39%	34%	15%	12%

How strongly do you agree or disagree with the following statements about your school?

		Strongly disagree	Disagree	Neither agree nor disagree	Agree	Strongly Agree
		%	%	%	%	%
6th	I feel close to people at this school.	7%	9%	20%	43%	20%
	I am happy to be at this school.	9%	6%	19%	39%	28%
	I feel safe in my school.	8%	12%	18%	37%	24%
	The teachers at this school treat students fairly.	7%	10%	21%	35%	27%
8th	I feel close to people at this school.	11%	11%	15%	38%	25%
	I am happy to be at this school.	14%	6%	21%	30%	30%
	I feel safe in my school.	9%	8%	24%	34%	25%
	The teachers at this school treat students fairly.	12%	10%	20%	30%	29%
10th	I feel close to people at this school.	21%	15%	25%	29%	10%
	I am happy to be at this school.	27%	13%	32%	18%	10%
	I feel safe in my school.	25%	14%	34%	18%	9%
	The teachers at this school treat students fairly.	26%	16%	30%	21%	7%
12th	I feel close to people at this school.	15%	9%	28%	38%	10%
	I am happy to be at this school.	22%	16%	31%	27%	4%
	I feel safe in my school.	25%	22%	31%	17%	5%
	The teachers at this school treat students fairly.	18%	19%	39%	19%	4%

How wrong do your parents feel it would be for you to:

		Very wrong	Wrong	A little bit wrong	Not wrong at all
		%	%	%	%
6th	Drink alcohol regularly	82%	13%	4%	1%
	Smoke cigarettes	89%	8%	2%	1%
	Smoke marijuana	93%	4%	1%	1%
8th	Drink alcohol regularly	66%	19%	11%	3%
	Smoke cigarettes	83%	13%	2%	2%
	Smoke marijuana	87%	7%	3%	2%
10th	Drink alcohol regularly	68%	16%	12%	4%
	Smoke cigarettes	82%	11%	4%	3%
	Smoke marijuana	80%	8%	10%	2%
12th	Drink alcohol regularly	54%	24%	17%	5%
	Smoke cigarettes	72%	18%	8%	1%
	Smoke marijuana	78%	12%	6%	4%

In the past year have your parents/guardians talked to you about not using the following:

		Yes	No	Don't remember
		%	%	%
6th	Tobacco	65%	20%	15%
	Alcohol	70%	20%	11%
	Marijuana and other illegal drugs	72%	17%	11%
8th	Tobacco	55%	26%	19%
	Alcohol	57%	24%	19%
	Marijuana and other illegal drugs	61%	21%	18%
10th	Tobacco	53%	35%	11%
	Alcohol	55%	34%	12%
	Marijuana and other illegal drugs	63%	26%	10%
12th	Tobacco	47%	42%	11%
	Alcohol	52%	33%	16%
	Marijuana and other illegal drugs	57%	33%	10%

Illinois Youth Survey
2010 Chicago Community Area Report: New City

Family Relationships

		Never	Sometimes	Most of the time	Always
		%	%	%	%
6th	When I am not at home, one of my parents knows where I am and who I am with.	5%	9%	18%	68%
	My parents ask if I've gotten my homework done.	5%	13%	17%	65%
	Would your parents know if you did not come home on time?	5%	13%	16%	66%
8th	When I am not at home, one of my parents knows where I am and who I am with.	4%	16%	21%	59%
	If you drank some beer or wine or liquor (for example, vodka, whiskey, or gin) without your parents' permission would you be caught by your parents?	32%	22%	13%	34%
	My parents ask if I've gotten my homework done.	10%	20%	23%	47%
	Would your parents know if you did not come home on time?	8%	17%	21%	54%
	If you go to a party where alcohol is served, would you be caught by your parents?	31%	23%	15%	32%
10th	When I am not at home, one of my parents knows where I am and who I am with.	9%	22%	22%	47%
	If you drank some beer or wine or liquor (for example, vodka, whiskey, or gin) without your parents' permission would you be caught by your parents?	49%	21%	7%	23%
	My parents ask if I've gotten my homework done.	21%	25%	21%	34%
	Would your parents know if you did not come home on time?	15%	15%	20%	49%
	If you go to a party where alcohol is served, would you be caught by your parents?	50%	17%	7%	25%
	If you drank and drove, would you be caught by your parents?	38%	15%	12%	36%
	If you rode in a car driven by a teen driver who had been drinking, would you be caught by your parents?	45%	17%	11%	27%
12th	When I am not at home, one of my parents knows where I am and who I am with.	12%	27%	18%	43%
	If you drank some beer or wine or liquor (for example, vodka, whiskey, or gin) without your parents' permission would you be caught by your parents?	41%	27%	11%	21%
	My parents ask if I've gotten my homework done.	31%	31%	16%	21%
	Would your parents know if you did not come home on time?	19%	24%	20%	36%
	If you go to a party where alcohol is served, would you be caught by your parents?	54%	23%	10%	13%
	If you drank and drove, would you be caught by your parents?	44%	16%	11%	29%
	If you rode in a car driven by a teen driver who had been drinking, would you be caught by your parents?	51%	20%	8%	21%

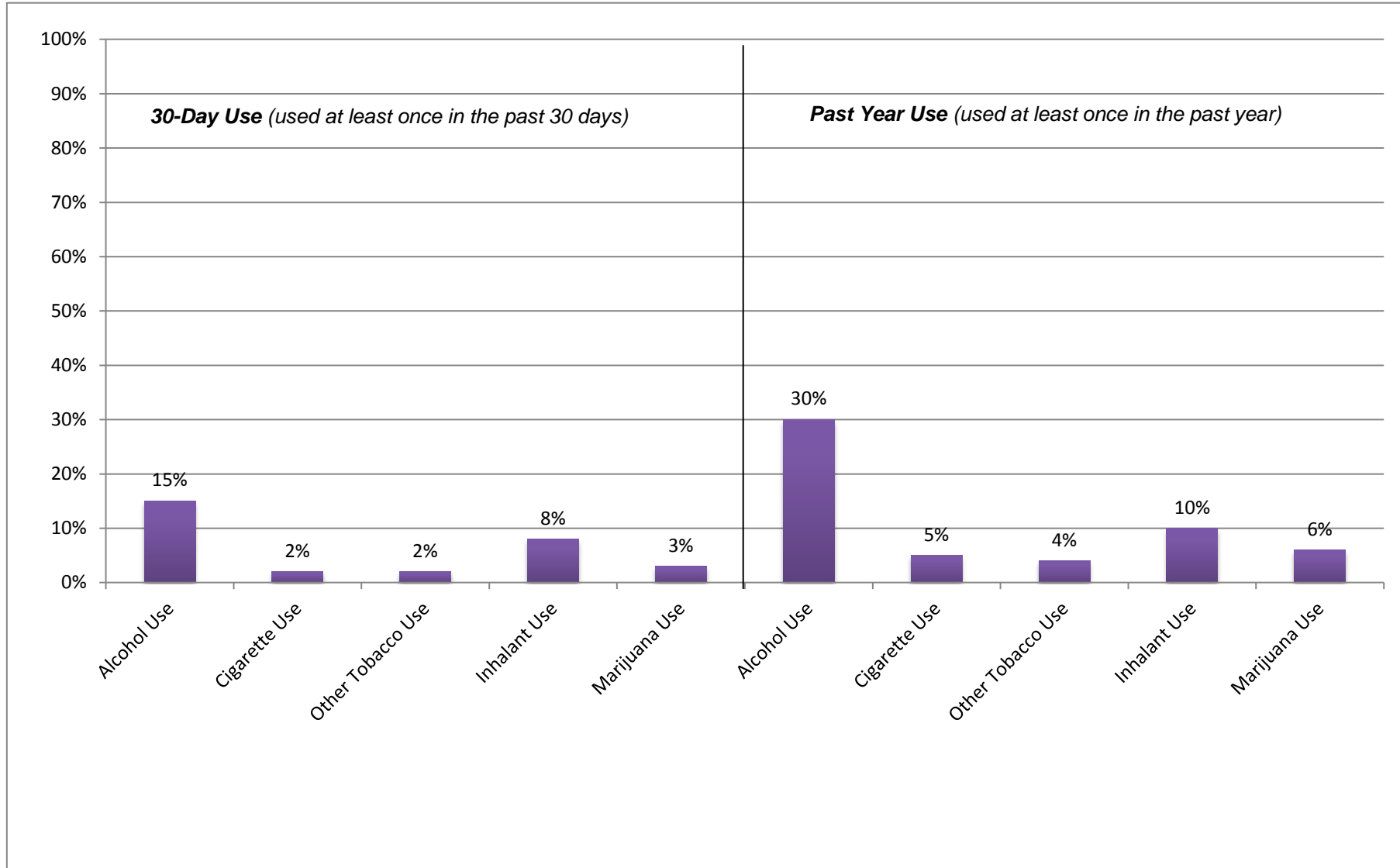
**My family has clear rules
about alcohol and drug use**

	Yes	No
	%	%
6th	86%	14%
8th	78%	22%
10th	76%	24%
12th	67%	33%

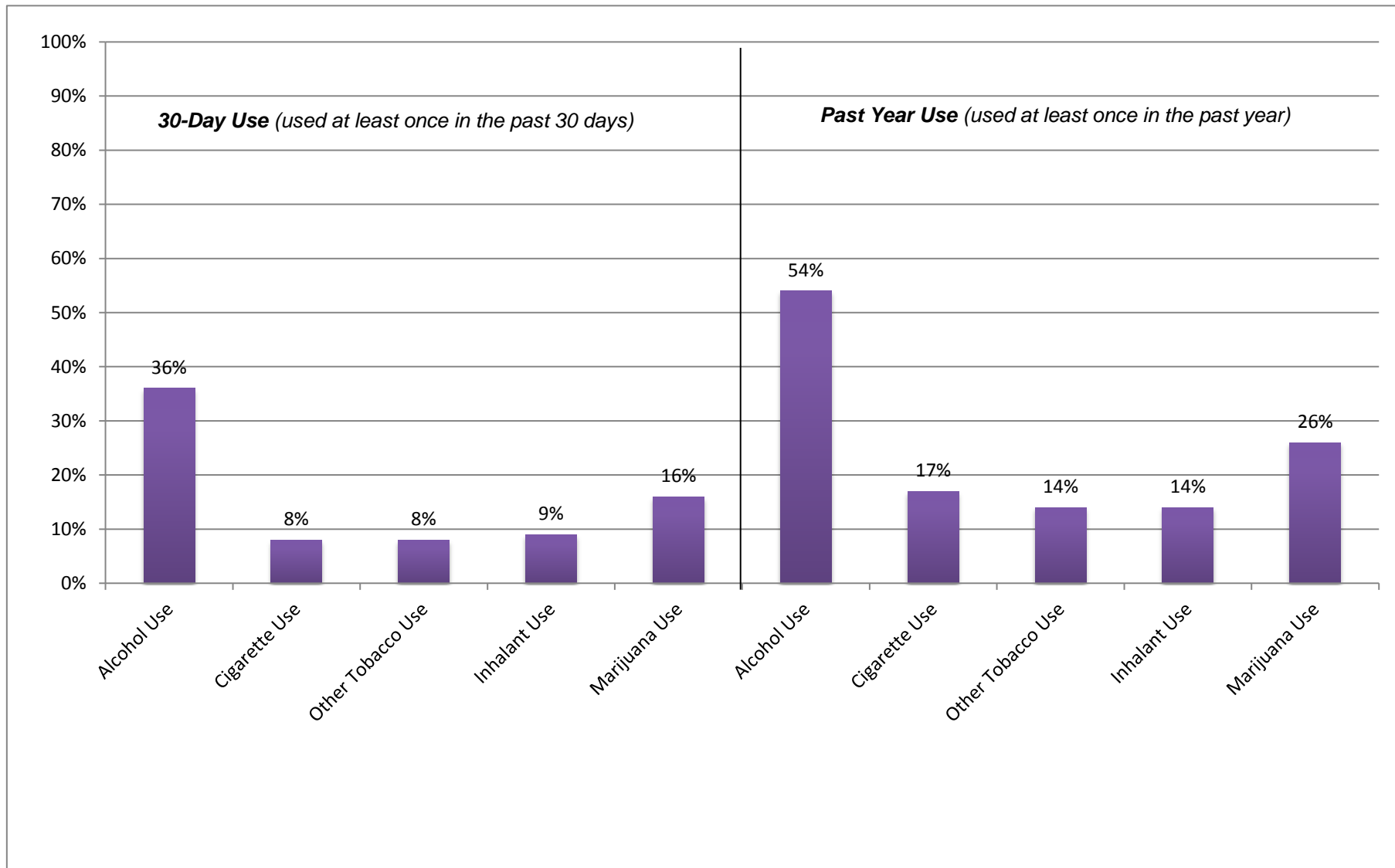
In the past 3 months, have your parents ever talked with you about:

		Yes	No
		%	%
10th	not drinking and driving?	65%	35%
	not riding with a driver who had been drinking?	60%	40%
12th	not drinking and driving?	60%	40%
	not riding with a driver who had been drinking?	54%	46%

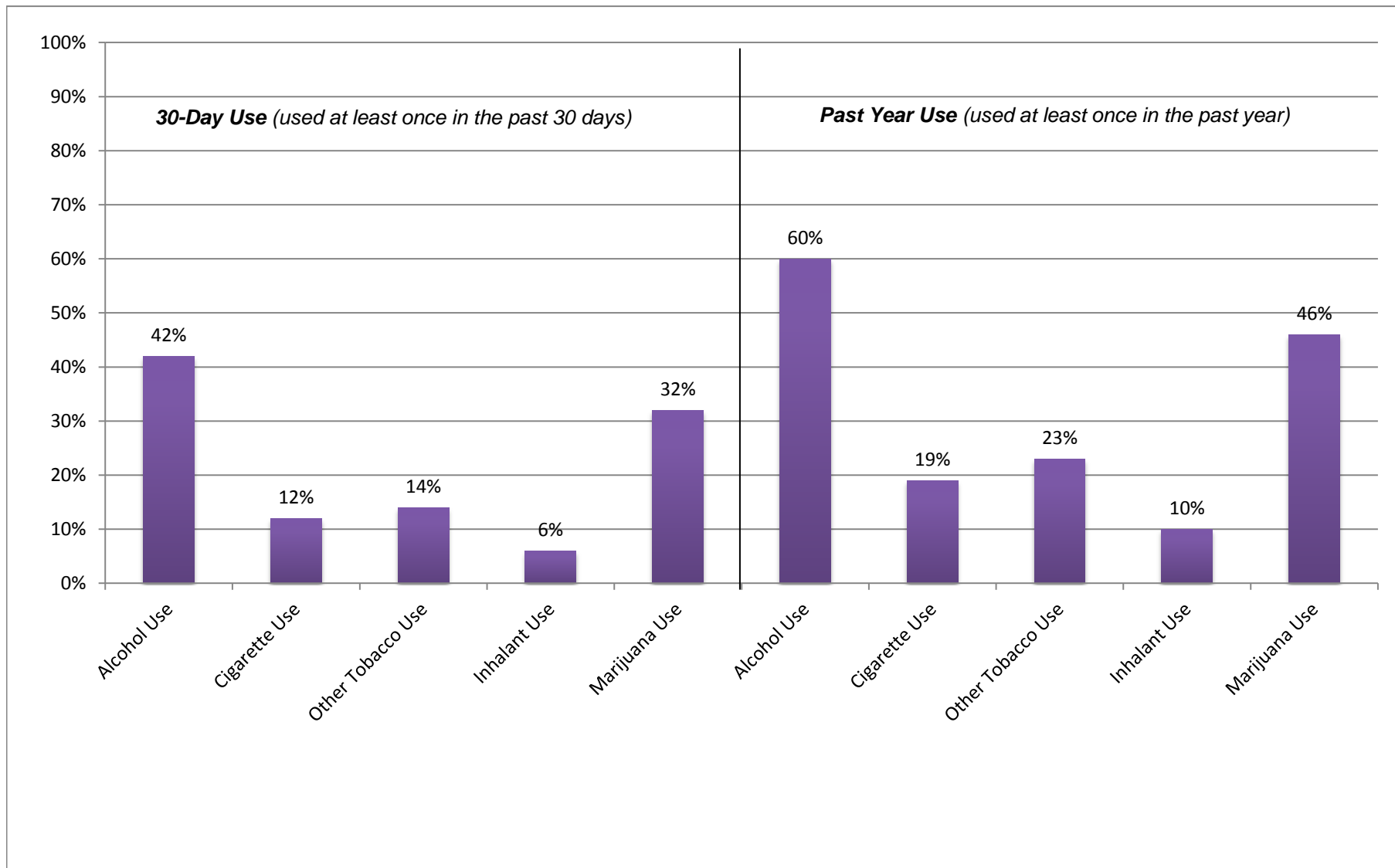
**New City 6th Grade - 2010
Substance Use**



New City 8th Grade - 2010
Substance Use



New City 10th Grade - 2010
Substance Use



New City 12th Grade - 2010
Substance Use

