

Illinois Youth Survey
2010 Chicago Community Area Report: Near West Side

Survey Validity

	%	N
Invalid	8%	46
Valid	92%	555

Valid surveys are those that have 40% or more of the questions answered, report no derbisol use, and indicate that the respondent was honest at least some of the time.

Age

	6th		8th		10th		12th	
	Avg	N	Avg	N	Avg	N	Avg	N
How old are you?	11.8	78	14.0	86	15.7	244	17.7	146

Gender

	6th		8th		10th		12th	
	%	N	%	N	%	N	%	N
Female	55%	41	42%	35	62%	151	51%	74
Male	45%	33	58%	49	38%	94	49%	71

Race/Ethnicity

	6th		8th		10th		12th	
	%	N	%	N	%	N	%	N
White	9%	7	5%	4	26%	63	29%	42
Black / African American	47%	37	35%	30	33%	81	36%	52
Latino / Latina	26%	20	44%	38	16%	38	19%	27
Asian American	0%	0	0%	0	18%	43	10%	14
Native American / American Indian	0%	0	0%	0	0%	0	0%	0
Multi-racial	17%	13	9%	8	7%	17	7%	10
Other	4%	3	8%	7	2%	6	2%	3

Living Arrangement

	6th		8th		10th		12th	
	%	N	%	N	%	N	%	N
Both parents	51%	39	44%	38	65%	159	65%	93
Parent and step parent	14%	11	7%	6	7%	17	5%	7
Mother only	29%	22	41%	35	22%	54	26%	37
Father only	1%	1	0%	0	1%	2	2%	3
Legal Guardian	1%	1	6%	5	3%	7	1%	1
Foster parent	0%	0	0%	0	0%	0	0%	0
Group home or residential care	1%	1	2%	2	0%	0	0%	0
Living independently	0%	0	0%	0	0%	1	0%	0
Other	3%	2	0%	0	2%	4	3%	4

At school are you eligible to receive:

	6th		8th		10th		12th	
	%	N	%	N	%	N	%	N
Free lunch	77%	60	74%	63	36%	88	43%	63
Reduced lunch price	10%	8	11%	9	10%	24	12%	17
Neither	13%	10	15%	13	54%	130	45%	66

About how many days are you absent from school during an entire year?

	6th		8th		10th		12th	
	%	N	%	N	%	N	%	N
0 - 9 days	90%	70	93%	80	92%	224	75%	110
10 - 19 days	8%	6	7%	6	7%	17	17%	25
20 - 30 days	1%	1	0%	0	1%	2	7%	10
More than 30 days	1%	1	0%	0	0%	1	1%	1

If you wanted to get the following, how difficult would it be to get?

		Very hard	Sort of hard	Sort of easy	Very easy
		%	%	%	%
6th	Alcohol	57%	30%	6%	6%
	Cigarettes	68%	19%	7%	7%
	Marijuana	83%	8%	4%	5%
8th	Alcohol	19%	19%	35%	27%
	Cigarettes	26%	19%	30%	26%
	Marijuana	36%	14%	22%	27%
	Drug like cocaine, LSD, or amphetamines	56%	14%	19%	12%
10th	Alcohol	19%	23%	37%	21%
	Cigarettes	24%	21%	28%	27%
	Marijuana	24%	19%	21%	37%
	Drug like cocaine, LSD, or amphetamines	50%	29%	15%	5%
12th	Alcohol	11%	18%	30%	41%
	Cigarettes	8%	8%	15%	70%
	Marijuana	14%	14%	27%	45%
	Drug like cocaine, LSD, or amphetamines	34%	30%	27%	9%

How wrong would most adults (over 21) in your neighborhood think it is for kids your age to:

		Very wrong	Wrong	A little bit wrong	Not wrong at all
		%	%	%	%
6th	Drink alcohol?	55%	24%	14%	7%
	Smoke cigarettes?	61%	22%	14%	4%
	Use marijuana?	75%	17%	5%	3%
8th	Drink alcohol?	27%	22%	40%	11%
	Smoke cigarettes?	33%	31%	28%	8%
	Use marijuana?	42%	30%	19%	9%
10th	Drink alcohol?	32%	37%	25%	6%
	Smoke cigarettes?	42%	34%	18%	7%
	Use marijuana?	46%	30%	20%	4%
12th	Drink alcohol?	19%	32%	31%	18%
	Smoke cigarettes?	21%	28%	30%	22%
	Use marijuana?	30%	40%	22%	8%

Illinois Youth Survey
2010 Chicago Community Area Report: Near West Side

In which of the following activities do you participate?

	6th		8th		10th		12th	
	%	N	%	N	%	N	%	N
School sports team	47%	33	50%	36	50%	111	41%	51
Other sports	79%	55	60%	43	42%	94	36%	45
Scouting	6%	4	6%	4	1%	3	5%	6
Boys and girls club	17%	12	3%	2	4%	10	4%	5
4-H club	0%	0	0%	0	0%	0	3%	4
Service or voluntary projects	24%	17	25%	18	70%	157	64%	80
Church youth group or other faith-based youth group	27%	19	25%	18	33%	74	28%	35
Other activities	76%	53	60%	43	79%	178	79%	99

How safe do you feel in your neighborhood?

	6th		8th		10th		12th	
	%	N	%	N	%	N	%	N
Very safe	28%	21	26%	22	33%	79	34%	47
Sort of safe	51%	39	45%	38	47%	112	48%	67
Sort of unsafe	14%	11	24%	20	17%	40	13%	18
Very unsafe	7%	5	6%	5	3%	8	6%	8

How old were you when you first:

		Never have	10 or younger	11	12	13	14	15	16	17	18 or older
		%	%	%	%	%	%	%	%	%	%
8th	Smoked marijuana	80%	2%	1%	3%	8%	3%	1%	0%	0%	0%
	Smoked a cigarette, even just a puff	63%	5%	14%	1%	13%	3%	1%	0%	0%	0%
	Used any other tobacco product (chewing tobacco or cigars)	91%	1%	1%	0%	4%	2%	1%	0%	0%	0%
	Had more than a sip or two of alcohol	39%	19%	10%	7%	17%	7%	1%	0%	0%	0%
	Began drinking alcoholic beverages regularly (at least once or twice a month)	77%	2%	1%	5%	8%	5%	1%	0%	0%	0%
10th	Smoked marijuana	78%	0%	1%	2%	3%	5%	10%	2%	0%	0%
	Smoked a cigarette, even just a puff	81%	6%	2%	1%	2%	3%	5%	0%	0%	0%
	Used any other tobacco product (chewing tobacco or cigars)	92%	1%	0%	1%	1%	1%	4%	0%	0%	0%
	Had more than a sip or two of alcohol	47%	11%	3%	5%	7%	12%	12%	2%	0%	0%
	Began drinking alcoholic beverages regularly (at least once or twice a month)	85%	0%	1%	0%	3%	3%	6%	2%	0%	0%
12th	Smoked marijuana	66%	1%	0%	3%	3%	5%	7%	6%	5%	3%
	Smoked a cigarette, even just a puff	68%	3%	2%	4%	3%	5%	3%	4%	6%	2%
	Used any other tobacco product (chewing tobacco or cigars)	78%	1%	0%	3%	3%	1%	3%	4%	3%	3%
	Had more than a sip or two of alcohol	35%	8%	2%	2%	7%	12%	10%	9%	10%	4%
	Began drinking alcoholic beverages regularly (at least once or twice a month)	68%	1%	0%	1%	1%	3%	4%	8%	10%	3%

Illinois Youth Survey
2010 Chicago Community Area Report: Near West Side

Cigarettes: Past month and Past Year

		Not at all	Less than one cigarette per day	One to five cigarettes per day	About one-half pack per day	About one pack per day	About one and one-half packs per day	Two packs or more per day
		%	%	%	%	%	%	%
6th	PAST MONTH cigarette use	100%	0%	0%	0%	0%	0%	0%
	PAST YEAR cigarette use	99%	0%	1%	0%	0%	0%	0%
8th	PAST MONTH cigarette use	87%	7%	5%	1%	0%	0%	0%
	PAST YEAR cigarette use	78%	14%	6%	2%	0%	0%	0%
10th	PAST MONTH cigarette use	97%	2%	1%	0%	0%	0%	0%
	PAST YEAR cigarette use	94%	5%	0%	0%	0%	0%	0%
12th	PAST MONTH cigarette use	85%	6%	6%	1%	1%	0%	1%
	PAST YEAR cigarette use	81%	9%	7%	2%	1%	0%	1%

Other Tobacco Products: Past month and Past Year

		Never	Once or twice	Once or twice per week	About once a day	More than once a day
		%	%	%	%	%
6th	PAST MONTH other tobacco products use	97%	3%	0%	0%	0%
	PAST YEAR other tobacco products use	96%	3%	1%	0%	0%
8th	PAST MONTH other tobacco products use	87%	11%	1%	1%	0%
	PAST YEAR other tobacco products use	85%	9%	2%	4%	0%
10th	PAST MONTH other tobacco products use	97%	3%	0%	0%	0%
	PAST YEAR other tobacco products use	94%	5%	0%	0%	0%
12th	PAST MONTH other tobacco products use	88%	10%	1%	0%	1%
	PAST YEAR other tobacco products use	81%	14%	3%	0%	1%

Alcohol: Number of Occasions of Past month and Past Year use

		0 Occasions	1 - 2 occasions	3 - 5 occasions	6 - 9 occasions	10 - 19 occasions	20 or more occasions
		%	%	%	%	%	%
6th	PAST MONTH alcohol use	90%	6%	4%	0%	0%	0%
	PAST YEAR alcohol use	79%	14%	1%	1%	1%	3%
8th	PAST MONTH alcohol use	68%	14%	13%	3%	3%	0%
	PAST YEAR alcohol use	52%	17%	14%	9%	6%	2%
10th	PAST MONTH alcohol use	71%	22%	4%	1%	1%	0%
	PAST YEAR alcohol use	57%	16%	10%	8%	4%	5%
12th	PAST MONTH alcohol use	62%	26%	6%	1%	2%	3%
	PAST YEAR alcohol use	44%	9%	12%	11%	8%	15%

In the past 2 weeks, how many times have you had five or more alcoholic drinks in a row?

		None	Once	Twice	3-5 times	6-9 times	10 or more times
		%	%	%	%	%	%
6th	Binge drinking	92%	4%	1%	3%	0%	0%
8th	Binge drinking	88%	4%	4%	4%	0%	1%
10th	Binge drinking	95%	3%	1%	1%	0%	0%
12th	Binge drinking	86%	6%	2%	4%	1%	1%

Illinois Youth Survey
2010 Chicago Community Area Report: Near West Side

Illicit drugs: Number of Occasions of Past Month use

		0 Occasions	1 - 2 occasions	3 - 5 occasions	6 - 9 occasions	10 - 19 occasions	20 or more occasions
		%	%	%	%	%	%
6th	PAST MONTH marijuana use	99%	0%	1%	0%	0%	0%
	PAST MONTH inhalants use	95%	3%	0%	0%	1%	1%
8th	PAST MONTH marijuana use	86%	6%	1%	4%	1%	1%
	PAST MONTH inhalants use	86%	9%	3%	1%	0%	1%
10th	PAST MONTH marijuana use	90%	5%	2%	2%	0%	0%
	PAST MONTH inhalants use	97%	2%	0%	0%	0%	0%
12th	PAST MONTH marijuana use	81%	9%	2%	1%	4%	2%
	PAST MONTH inhalants use	99%	1%	0%	0%	1%	0%

Illicit drugs: Number of Occasions of Past Year use

		0 Occasions	1 - 2 occasions	3 - 5 occasions	6 - 9 occasions	10 - 19 occasions	20 or more occasions
		%	%	%	%	%	%
6th	PAST YEAR marijuana use	97%	0%	3%	0%	0%	0%
	PAST YEAR inhalant use	89%	8%	0%	0%	0%	3%
8th	PAST YEAR marijuana use	77%	8%	4%	4%	4%	4%
	PAST YEAR inhalant use	77%	11%	9%	2%	0%	1%
	PAST YEAR MDMA ('ecstasy') use	98%	2%	0%	0%	0%	0%
	PAST YEAR LSD use	99%	0%	1%	0%	0%	0%
	PAST YEAR cocaine / crack use	98%	1%	1%	0%	0%	0%
	PAST YEAR meth use	100%	0%	0%	0%	0%	0%
	PAST YEAR heroin use	98%	2%	0%	0%	0%	0%
	PAST YEAR marijuana use	79%	7%	6%	2%	2%	4%
10th	PAST YEAR inhalant use	94%	4%	1%	0%	0%	1%
	PAST YEAR MDMA ('ecstasy') use	99%	0%	0%	0%	0%	0%
	PAST YEAR LSD use	100%	0%	0%	0%	0%	0%
	PAST YEAR cocaine / crack use	100%	0%	0%	0%	0%	0%
	PAST YEAR meth use	100%	0%	0%	0%	0%	0%
	PAST YEAR heroin use	100%	0%	0%	0%	0%	0%
	PAST YEAR marijuana use	72%	7%	4%	5%	2%	10%
	PAST YEAR inhalant use	98%	1%	0%	0%	1%	0%
12th	PAST YEAR MDMA ('ecstasy') use	97%	1%	1%	1%	0%	0%
	PAST YEAR LSD use	94%	3%	1%	1%	1%	0%
	PAST YEAR cocaine / crack use	97%	2%	0%	0%	1%	0%
	PAST YEAR meth use	98%	1%	0%	1%	0%	1%
	PAST YEAR heroin use	97%	1%	1%	0%	0%	1%
	PAST YEAR marijuana use	72%	7%	4%	5%	2%	10%

Illinois Youth Survey
2010 Chicago Community Area Report: Near West Side

During the past 12 months, which of these over-the-counter drugs have you used for non-medical purposes?

		No	Yes: one or two times	Yes: 3-5 times	Yes: 6 or more times
		%	%	%	%
8th	Performance-enhancing or body-building supplements (Creatine, fat-burners, etc.)	97%	3%	0%	0%
	Over-the-counter weight loss aids (laxatives, Dexatrim, etc.)	95%	4%	1%	0%
	Other over-the-counter drugs (cough syrup, etc.)	81%	15%	0%	4%
10th	Performance-enhancing or body-building supplements (Creatine, fat-burners, etc.)	97%	1%	0%	1%
	Over-the-counter weight loss aids (laxatives, Dexatrim, etc.)	99%	1%	0%	0%
	Other over-the-counter drugs (cough syrup, etc.)	92%	6%	1%	1%
12th	Performance-enhancing or body-building supplements (Creatine, fat-burners, etc.)	96%	1%	1%	3%
	Over-the-counter weight loss aids (laxatives, Dexatrim, etc.)	97%	1%	2%	0%
	Other over-the-counter drugs (cough syrup, etc.)	89%	5%	3%	3%

How much do you think people risk harming themselves (physically or in other ways) if they:

		No risk	Slight risk	Moderate risk	Great risk
		%	%	%	%
6th	Smoke one or more packs of cigarettes per day	14%	7%	24%	56%
	Take one or two drinks of an alcoholic beverage (beer, wine, liquor) nearly every day	18%	11%	28%	42%
	Have five or more drinks of an alcoholic beverage once or twice a week	15%	19%	25%	40%
	Smoke marijuana regularly	7%	12%	21%	60%
	Smoke marijuana once or twice a week	13%	22%	22%	43%
	Use inhalants regularly	10%	15%	35%	39%
8th	Smoke one or more packs of cigarettes per day	13%	8%	25%	54%
	Take one or two drinks of an alcoholic beverage (beer, wine, liquor) nearly every day	14%	27%	30%	29%
	Have five or more drinks of an alcoholic beverage once or twice a week	10%	19%	31%	40%
	Smoke marijuana regularly	17%	8%	15%	60%
	Smoke marijuana once or twice a week	20%	14%	27%	39%
	Use inhalants regularly	16%	10%	27%	48%
10th	Smoke one or more packs of cigarettes per day	6%	5%	14%	75%
	Take one or two drinks of an alcoholic beverage (beer, wine, liquor) nearly every day	8%	13%	29%	50%
	Have five or more drinks of an alcoholic beverage once or twice a week	5%	8%	31%	55%
	Smoke marijuana regularly	11%	14%	23%	52%
	Smoke marijuana once or twice a week	15%	23%	30%	32%
	Use inhalants regularly	7%	3%	21%	69%
12th	Smoke one or more packs of cigarettes per day	10%	10%	13%	67%
	Take one or two drinks of an alcoholic beverage (beer, wine, liquor) nearly every day	12%	15%	35%	38%
	Have five or more drinks of an alcoholic beverage once or twice a week	8%	14%	29%	50%
	Smoke marijuana regularly	19%	19%	26%	37%
	Smoke marijuana once or twice a week	23%	27%	25%	25%
	Use inhalants regularly	10%	6%	18%	65%

Illinois Youth Survey
2010 Chicago Community Area Report: Near West Side

During the past 12 months, which of these drugs have you used without a doctor's prescription?

		No	Yes: one or two times	Yes: 3-5 times	Yes: 6 or more times
		%	%	%	%
8th	Steroids	100%	0%	0%	0%
	Uppers (Ritalin, etc.)	100%	0%	0%	0%
	Downers (Valium, Ambien, etc.)	100%	0%	0%	0%
	Other prescription drugs (OxyContin, Ketamine, etc.)	100%	0%	0%	0%
10th	Steroids	99%	1%	0%	0%
	Uppers (Ritalin, etc.)	98%	1%	0%	0%
	Downers (Valium, Ambien, etc.)	99%	1%	0%	0%
	Other prescription drugs (OxyContin, Ketamine, etc.)	98%	2%	0%	0%
12th	Steroids	99%	0%	1%	0%
	Uppers (Ritalin, etc.)	94%	3%	1%	1%
	Downers (Valium, Ambien, etc.)	95%	5%	0%	0%
	Other prescription drugs (OxyContin, Ketamine, etc.)	96%	2%	0%	2%

During the past year, how often did you get cigarettes or other tobacco products from the following sources?

		I did not use cigarettes or other tobacco products during the past year	Never	sometimes	Often
		%	%	%	%
8th	I bought them at a gas station	83%	9%	6%	1%
	I bought them at a store	83%	12%	5%	0%
	I bought them from a vending machine	84%	12%	4%	0%
	I gave a stranger money to buy them for me	84%	8%	4%	4%
	I bought them over the Internet	84%	14%	1%	0%
	A friend gave them to me	85%	4%	5%	5%
	My older brother or sister gave them to me	84%	16%	0%	0%
	My parent gave them to me	84%	16%	0%	0%
	I took them from a store	84%	11%	5%	0%
	I took them from home without my parents knowing it	84%	12%	4%	0%
	I got them some other way	84%	5%	9%	1%
10th	I bought them at a gas station	94%	5%	1%	0%
	I bought them at a store	94%	4%	1%	0%
	I bought them from a vending machine	94%	6%	0%	0%
	I gave a stranger money to buy them for me	94%	3%	1%	1%
	I bought them over the Internet	94%	6%	0%	0%
	A friend gave them to me	94%	1%	3%	1%
	My older brother or sister gave them to me	94%	5%	0%	0%
	My parent gave them to me	94%	5%	0%	0%
	I took them from a store	94%	5%	0%	0%
	I took them from home without my parents knowing it	94%	4%	1%	0%
	I got them some other way	94%	4%	1%	0%

Illinois Youth Survey
2010 Chicago Community Area Report: Near West Side

During the past year, how often did you get cigarettes or other tobacco products from the following sources?(cont.)

		I did not use cigarettes or other tobacco products during the past year	Never	sometimes	Often
		%	%	%	%
12th	I bought them at a gas station	81%	5%	9%	5%
	I bought them at a store	81%	6%	9%	4%
	I bought them from a vending machine	81%	18%	1%	0%
	I gave a stranger money to buy them for me	81%	16%	3%	0%
	I bought them over the Internet	81%	19%	0%	0%
	A friend gave them to me	80%	3%	15%	2%
	My older brother or sister gave them to me	81%	15%	4%	0%
	My parent gave them to me	81%	19%	1%	0%
	I took them from a store	81%	19%	0%	0%
	I took them from home without my parents knowing it	81%	16%	2%	1%
	I got them some other way	81%	16%	4%	0%

During the past year, how often did you get alcohol from the following sources?

		I did not drink beer, wine, or liquor during the past year	Never	sometimes	Often
		%	%	%	%
8th	I bought it at a gas station	64%	31%	4%	0%
	I bought it at a store	64%	34%	1%	0%
	I bought it at a bar or restaurant	64%	33%	3%	0%
	I gave a stranger money to buy them for me	63%	31%	6%	0%
	I bought it over the Internet	64%	36%	0%	0%
	A friend gave it to me	64%	22%	9%	4%
	My older brother or sister gave it to me	65%	30%	5%	0%
	My parents with their permission	66%	20%	9%	5%
	My parents without their permission	63%	13%	21%	3%
	An adult (other than my parents) with that adult's permission	64%	25%	9%	1%
	An adult (other than my parents) without that adult's permission	64%	24%	9%	3%
	I took it from a store	63%	32%	4%	0%
	I got it at a party	61%	20%	14%	4%
	I got it some other way	65%	21%	9%	5%

Illinois Youth Survey
2010 Chicago Community Area Report: Near West Side

During the past year, how often did you get alcohol from the following sources?(cont.)

		I did not drink beer, wine, or liquor during the past year	Never	sometimes	Often
		%	%	%	%
10th	I bought it at a gas station	68%	31%	0%	0%
	I bought it at a store	68%	28%	4%	0%
	I bought it at a bar or restaurant	68%	30%	1%	0%
	I gave a stranger money to buy them for me	68%	22%	8%	2%
	I bought it over the Internet	68%	31%	1%	0%
	A friend gave it to me	66%	12%	13%	9%
	My older brother or sister gave it to me	68%	24%	6%	2%
	My parents with their permission	68%	22%	7%	3%
	My parents without their permission	68%	17%	11%	4%
	An adult (other than my parents) with that adult's permission	67%	19%	11%	2%
	An adult (other than my parents) without that adult's permission	68%	23%	6%	3%
	I took it from a store	68%	31%	0%	0%
	I got it at a party	67%	12%	11%	10%
	I got it some other way	68%	21%	9%	2%
12th	I bought it at a gas station	53%	41%	6%	0%
	I bought it at a store	53%	38%	6%	3%
	I bought it at a bar or restaurant	53%	40%	7%	1%
	I gave a stranger money to buy them for me	53%	35%	10%	2%
	I bought it over the Internet	53%	45%	2%	0%
	A friend gave it to me	52%	13%	23%	12%
	My older brother or sister gave it to me	52%	35%	9%	3%
	My parents with their permission	53%	29%	15%	2%
	My parents without their permission	53%	34%	10%	3%
	An adult (other than my parents) with that adult's permission	52%	28%	16%	3%
	An adult (other than my parents) without that adult's permission	53%	40%	7%	1%
	I took it from a store	53%	44%	2%	0%
	I got it at a party	51%	16%	16%	17%
	I got it some other way	53%	33%	14%	1%

During the last 30 days, on how many days did you:

		None	One or two days	3-5 days	6 or more days
		%	%	%	%
8th	Drink alcohol on school property?	89%	7%	4%	0%
	Use marijuana on school property?	94%	4%	0%	2%
10th	Drink alcohol on school property?	100%	0%	0%	0%
	Use marijuana on school property?	96%	3%	1%	0%
12th	Drink alcohol on school property?	94%	2%	1%	3%
	Use marijuana on school property?	93%	2%	3%	1%

Illinois Youth Survey
2010 Chicago Community Area Report: Near West Side

When was the LAST time that:

		Never	More than a year ago	2-12 months ago	Past month
		%	%	%	%
10th	you used alcohol or other drugs weekly?	90%	1%	6%	4%
	you kept using alcohol or drugs even after you knew it could get you into fights or other kinds of legal trouble?	92%	2%	4%	2%
	you had withdrawal problems from alcohol or drugs like shaking hands, throwing up, having trouble sitting still or sleeping, or that you used any alcohol or other drugs to stop being sick or avoid withdrawal?	96%	1%	2%	1%
	you spent a lot of time either getting alcohol or drugs, using alcohol or drugs, or feeling the effects of alcohol or drugs (high, sick)?	92%	2%	4%	2%
	your use of alcohol or drugs caused you to give up, reduce or have problems at important activities at work, school, home or social events?	95%	1%	3%	1%
12th	you used alcohol or other drugs weekly?	73%	5%	6%	16%
	you kept using alcohol or drugs even after you knew it could get you into fights or other kinds of legal trouble?	84%	1%	6%	9%
	you had withdrawal problems from alcohol or drugs like shaking hands, throwing up, having trouble sitting still or sleeping, or that you used any alcohol or other drugs to stop being sick or avoid withdrawal?	94%	2%	2%	1%
	you spent a lot of time either getting alcohol or drugs, using alcohol or drugs, or feeling the effects of alcohol or drugs (high, sick)?	87%	1%	6%	6%
	your use of alcohol or drugs caused you to give up, reduce or have problems at important activities at work, school, home or social events?	94%	1%	2%	3%

If you drank beer, wine, or liquor in the past 30 days, what did you drink?

		I did not drink beer, wine, or liquor during the past year	Never	sometimes	Often
		%	%	%	%
6th	Beer	91%	3%	6%	0%
	Malt liquor	92%	5%	3%	0%
	Wine	92%	3%	5%	0%
	Wine cooler	92%	3%	5%	0%
	Liquor (vodka, whiskey, etc.)	91%	4%	5%	0%
	Mixed drinks (margarita, etc.)	92%	4%	3%	1%
	Flavored 'alcopops' (hard lemonade, hard cider, etc.)	92%	4%	3%	1%
8th	Beer	77%	5%	15%	3%
	Malt liquor	79%	16%	4%	1%
	Wine	78%	10%	12%	0%
	Wine cooler	78%	9%	12%	1%
	Liquor (vodka, whiskey, etc.)	77%	6%	13%	4%
	Mixed drinks (margarita, etc.)	77%	12%	10%	1%
	Flavored 'alcopops' (hard lemonade, hard cider, etc.)	76%	11%	13%	0%
10th	Beer	77%	10%	10%	3%
	Malt liquor	78%	19%	2%	1%
	Wine	78%	12%	9%	2%
	Wine cooler	78%	14%	6%	2%
	Liquor (vodka, whiskey, etc.)	76%	8%	9%	6%
	Mixed drinks (margarita, etc.)	77%	8%	9%	5%
	Flavored 'alcopops' (hard lemonade, hard cider, etc.)	78%	15%	5%	2%

If you drank beer, wine, or liquor in the past 30 days, what did you drink?(cont.)

		I did not drink beer, wine, or liquor during the past year	Never	sometimes	Often
		%	%	%	%
12th	Beer	66%	13%	11%	10%
	Malt liquor	67%	24%	7%	2%
	Wine	67%	20%	11%	1%
	Wine cooler	67%	24%	7%	1%
	Liquor (vodka, whiskey, etc.)	66%	8%	18%	7%
	Mixed drinks (margarita, etc.)	68%	16%	12%	5%
	Flavored 'alcopops' (hard lemonade, hard cider, etc.)	68%	22%	9%	2%

During the past 12 months, how many times were you in a physical fight?

	Never	1-2 times	3-5 times	6 or more times
	%	%	%	%
6th	47%	35%	9%	9%
8th	40%	32%	18%	11%
10th	84%	13%	3%	0%
12th	85%	12%	1%	1%

During the past 12 months, how many times have you ridden in a car driven by:

		Never	1-2 times	3-5 times	6 or more times
		%	%	%	%
6th	a TEENAGER who had been drinking or using drugs	91%	6%	1%	1%
	an ADULT who had been drinking or using drugs	68%	21%	8%	4%
8th	a TEENAGER who had been drinking or using drugs	79%	13%	7%	1%
	an ADULT who had been drinking or using drugs	64%	18%	8%	11%
10th	a TEENAGER who had been drinking or using drugs	86%	10%	2%	3%
	an ADULT who had been drinking or using drugs	80%	13%	3%	4%
12th	a TEENAGER who had been drinking or using drugs	68%	17%	6%	9%
	an ADULT who had been drinking or using drugs	81%	10%	3%	6%

During the past 12 months, how many times did you drive a car or other vehicle when:

		Never	1-2 times	3-5 times	6 or more times
		%	%	%	%
10th	drinking alcohol	96%	3%	0%	2%
	using marijuana or other illegal drugs	94%	3%	1%	2%
12th	drinking alcohol	87%	8%	3%	2%
	using marijuana or other illegal drugs	85%	5%	4%	6%

During the past 12 months, have any of the following been done by someone in a dating relationship to you?

		I have not begun to date	Yes	No	Not sure
		%	%	%	%
8th	Abused in past year	35%	15%	48%	2%
10th	Abused in past year	26%	5%	66%	3%
	Called you names to put you down or make you feel bad?	26%	7%	63%	4%
	Insisted on knowing who you're with and where you are at all times?	25%	13%	58%	4%
	Followed you?	25%	5%	65%	5%
	Destroyed something that belonged to you or that you liked very much?	26%	3%	69%	3%
	Threatened or frightened your family or friends?	25%	2%	71%	3%
12th	Abused in past year	18%	9%	71%	1%
	Called you names to put you down or make you feel bad?	16%	12%	68%	4%
	Insisted on knowing who you're with and where you are at all times?	15%	18%	62%	4%
	Followed you?	16%	9%	73%	1%
	Destroyed something that belonged to you or that you liked very much?	16%	8%	75%	1%
	Threatened or frightened your family or friends?	16%	5%	77%	1%

In the past 12 months, did you ever seriously consider attempting suicide?

	Yes	No
	%	%
10th	11%	89%
12th	11%	89%

During the past year have any of the following happened to you due to someone else's drinking?

		Yes	No
		%	%
6th	I have been injured by a vehicle	5%	95%
	I have been physically attacked	5%	95%
	I have been threatened	13%	87%
8th	I have been injured by a vehicle	4%	96%
	I have been physically attacked	13%	87%
	I have been threatened	23%	77%
10th	I have been injured by a vehicle	1%	99%
	I have been physically attacked	5%	95%
	I have been threatened	10%	90%
12th	I have been injured by a vehicle	2%	98%
	I have been physically attacked	7%	93%
	I have been threatened	11%	89%

During the past year, in which of the following ways has another teen's drinking affected you?

		Yes	No
		%	%
8th	It made me feel unsafe	34%	66%
	It made learning harder	22%	78%
10th	It made me feel unsafe	20%	80%
	It made learning harder	10%	90%
12th	It made me feel unsafe	19%	81%
	It made learning harder	8%	92%

Illinois Youth Survey
2010 Chicago Community Area Report: Near West Side

How wrong do you think it is for someone your age to:

		Very wrong	Wrong	A little bit wrong	Not wrong at all
		%	%	%	%
6th	Drink alcohol regularly	79%	15%	4%	1%
	Smoke cigarettes?	78%	19%	3%	0%
	Smoke marijuana?	92%	6%	1%	0%
	Use LSD, cocaine, amphetamines or another illegal drug?	94%	6%	0%	0%
8th	Drink alcohol regularly	47%	24%	25%	5%
	Smoke cigarettes?	52%	26%	15%	7%
	Smoke marijuana?	62%	20%	12%	6%
	Use LSD, cocaine, amphetamines or another illegal drug?	74%	16%	2%	7%
10th	Drink alcohol regularly	47%	28%	22%	3%
	Smoke cigarettes?	57%	29%	12%	2%
	Smoke marijuana?	49%	20%	22%	9%
	Use LSD, cocaine, amphetamines or another illegal drug?	89%	7%	4%	0%
12th	Drink alcohol regularly	26%	28%	30%	17%
	Smoke cigarettes?	43%	23%	18%	16%
	Smoke marijuana?	34%	21%	24%	21%
	Use LSD, cocaine, amphetamines or another illegal drug?	74%	12%	9%	5%

Do you currently belong to a street gang?

	Yes	No
	%	%
8th	13%	87%
10th	7%	93%
12th	6%	94%

How many times in the past year (12 months) have you:

		Never	1 or 2 times	3 to 5 times	6 to 9 times	10 to 19 times	20 or more times
		%	%	%	%	%	%
8th	Carried a weapon such as a handgun, knife or club?	69%	12%	10%	4%	2%	4%
	Sold illegal drugs?	87%	11%	0%	0%	1%	1%
	Been drunk or high at school?	85%	11%	5%	0%	0%	0%
10th	Carried a weapon such as a handgun, knife or club?	90%	5%	2%	1%	0%	2%
	Sold illegal drugs?	97%	1%	0%	1%	0%	0%
	Been drunk or high at school?	93%	4%	2%	1%	0%	0%
12th	Carried a weapon such as a handgun, knife or club?	87%	6%	5%	0%	0%	3%
	Sold illegal drugs?	93%	3%	1%	0%	1%	3%
	Been drunk or high at school?	87%	4%	2%	3%	1%	4%

During the past 12 months, has another student at school:

		Yes	No
		%	%
6th	Bullied you by calling you names?	50%	50%
	Threatened to hurt you?	37%	63%
	Bullied you by hitting, punching, kicking, or pushing you?	28%	72%
8th	Bullied you by calling you names?	26%	74%
	Threatened to hurt you?	19%	81%
	Bullied you by hitting, punching, kicking, or pushing you?	23%	77%
10th	Bullied you by calling you names?	18%	82%
	Threatened to hurt you?	11%	89%
	Bullied you by hitting, punching, kicking, or pushing you?	11%	89%
12th	Bullied you by calling you names?	11%	89%
	Threatened to hurt you?	8%	92%
	Bullied you by hitting, punching, kicking, or pushing you?	1%	99%

What are the chances you would be seen as cool if:

		No or very little chance	Little chance	Some chance	Pretty good chance	Very good chance
		%	%	%	%	%
6th	Smoked cigarettes?	75%	9%	9%	4%	3%
	Began drinking alcohol regularly?	71%	10%	13%	5%	0%
	Smoked marijuana?	76%	12%	5%	5%	3%
8th	Smoked cigarettes?	55%	23%	13%	5%	4%
	Began drinking alcohol regularly?	60%	20%	12%	2%	6%
	Smoked marijuana?	59%	17%	10%	9%	6%
10th	Smoked cigarettes?	59%	20%	13%	4%	3%
	Began drinking alcohol regularly?	51%	21%	16%	8%	4%
	Smoked marijuana?	44%	16%	18%	11%	11%
12th	Smoked cigarettes?	70%	9%	13%	5%	2%
	Began drinking alcohol regularly?	55%	12%	16%	9%	8%
	Smoked marijuana?	57%	10%	16%	10%	7%

Amount of time child spends alone each week after school:

	6th	8th
	%	%
None	51%	30%
1 to 2 days, < 3 hours per day	16%	24%
1 to 2 days, > 3 hours per day	7%	7%
3 or more days, < 3 hours per day	14%	15%
3 or more days, > 3 hours per day	12%	24%

How likely is it that you will complete a post high school program such as vocational training program, military service, community college, or 4-year college?

	Definitely will not	Probably will not	Probably will	Definitely will	Not sure
	%	%	%	%	%
10th	11%	2%	12%	68%	8%
12th	7%	0%	7%	76%	9%

How old were you the first time you gambled (bet money or something of value on sports, a game of chance or skill, plays the lottery or bet on cards or dice games?

	Never	10 or younger	11	12	13	14	15	16	17 or older
	%	%	%	%	%	%	%	%	%
10th	50%	20%	5%	6%	6%	7%	6%	1%	0%
12th	50%	16%	2%	5%	6%	6%	6%	6%	4%

In the last 30 days, have you gambled for money or anything of value?

	Yes	No
	%	%
10th	18%	82%
12th	15%	85%

In the past 12 months, have you gambled for money or anything of value?

	Yes	No
	%	%
8th	34%	66%
10th	30%	70%
12th	30%	70%

If you gambled for money in the past 12 months, where have you gambled?

	10th		12th	
	%	N	%	N
Didn't gamble for money	64%	131	60%	72
At someone's house	19%	40	22%	27
Casino or Riverboat	0%	1	0%	0
Internet	0%	0	4%	5
Poker Machine	0%	1	1%	1
Person-to-person betting with another teen	25%	51	27%	33
Person-to-person betting with an adult	12%	24	14%	17
Lottery self-service machine	1%	3	8%	10
Other lottery tickets	1%	3	7%	9
Off-Track Betting	0%	1	0%	0
Sports Pool	5%	11	11%	13
Other	8%	17	10%	12

What percent of students at your school do you think have done the following in the past 30 days:

		0%	1-10%	11-20%	21-30%	31-40%	41-50%	51-60%	61-70%	71-80%	81-90%	91-100%
		%	%	%	%	%	%	%	%	%	%	%
10th	Smoked cigarettes	3%	21%	20%	14%	11%	8%	8%	7%	6%	2%	1%
	Had beer, wine, or hard liquor	3%	11%	10%	10%	11%	11%	8%	12%	11%	10%	3%
	Used marijuana	6%	14%	9%	10%	11%	11%	7%	9%	9%	11%	3%
12th	Smoked cigarettes	5%	8%	17%	26%	14%	11%	6%	3%	4%	3%	3%
	Had beer, wine, or hard liquor	3%	4%	6%	12%	10%	9%	12%	9%	20%	8%	6%
	Used marijuana	4%	9%	10%	14%	13%	12%	6%	11%	11%	6%	4%

In the past 12 months did you ever feel so sad or hopeless that you stopped doing some usual activities?

	Yes	No
	%	%
8th	33%	67%
10th	21%	79%
12th	18%	82%

Is there an adult you know (other than your parent) you could talk to about important things in your life?

	No	Yes, one adult	Yes, more than one adult
	%	%	%
6th	17%	27%	56%
8th	32%	35%	33%
10th	18%	27%	55%
12th	24%	25%	52%

How do you describe your weight?

	Very underweight	Slightly underweight	About the right weight	Slightly overweight	Very overweight
	%	%	%	%	%
6th	4%	10%	55%	25%	6%
8th	3%	7%	59%	22%	9%
10th	0%	11%	64%	21%	4%
12th	4%	14%	55%	18%	9%

Average Height and Weight

	Grade											
	6th			8th			10th			12th		
	Mean	Median	N	Mean	Median	N	Mean	Median	N	Mean	Median	N
Height (inches)	62.6	62.0	74	64.7	64.0	67	66.4	66.0	211	67.5	67.0	135
Weight (pounds)	124.9	113.0	73	134.0	128.5	62	140.2	131.0	210	155.1	145.0	135

During the past 7 days, how many times did you:

		None	1 to 3 times during the past 7 days	4 to 6 times during the past 7 days	1 time per day	2 times per day	3 times per day	4 or more times per day
		%	%	%	%	%	%	%
6th	Eat fruit	9%	28%	24%	8%	9%	9%	13%
	Eat vegetables	14%	43%	16%	9%	7%	4%	7%
8th	Eat fruit	12%	14%	23%	10%	18%	6%	17%
	Eat vegetables	16%	34%	21%	6%	5%	8%	10%
10th	Eat fruit	5%	20%	19%	15%	20%	12%	9%
	Eat vegetables	5%	20%	17%	19%	20%	13%	6%
12th	Eat fruit	9%	31%	18%	12%	14%	9%	9%
	Eat vegetables	4%	30%	21%	14%	15%	8%	8%

Illinois Youth Survey
2010 Chicago Community Area Report: Near West Side

During the past 7 days how many glasses of milk did you drink?

	I did not drink milk during the past 7 days	1 to 3 glasses during the past 7 days	4 to 6 glasses during the past 7 days	1 glass per day	2 glasses per day	3 glasses per day	4 or more glasses per day
	%	%	%	%	%	%	%
10th	12%	16%	16%	17%	19%	10%	9%
12th	15%	27%	17%	12%	13%	11%	6%

On how many of the past 7 days did you participate in a physical activity?

	0 days	1 day	2 days	3 days	4 days	5 days	6 days	7 days
	%	%	%	%	%	%	%	%
6th	9%	12%	13%	22%	10%	16%	5%	13%
8th	8%	9%	18%	19%	13%	9%	9%	16%
10th	7%	3%	7%	12%	8%	24%	11%	30%
12th	14%	11%	14%	16%	7%	13%	6%	19%

On an average school day, how many hours do you watch TV?

	I do not watch TV on an average school day	Less than 1 hour per day	1 hour per day	2 hours per day	3 hours per day	4 hours per day	5 or more hours per day
	%	%	%	%	%	%	%
6th	12%	9%	6%	18%	19%	16%	19%
8th	3%	9%	6%	33%	28%	13%	9%
10th	18%	23%	18%	18%	15%	4%	3%
12th	14%	19%	24%	16%	11%	8%	7%

In a typical week how often do you and your parent(s) or guardian eat dinner together?

	Never	1 day	2 days	3 days	4 days	5 days	6 days	7 days
	%	%	%	%	%	%	%	%
6th	18%	5%	5%	9%	4%	10%	8%	40%
8th	27%	6%	17%	12%	8%	10%	3%	18%
10th	16%	8%	15%	10%	11%	13%	11%	18%
12th	21%	8%	11%	15%	9%	10%	7%	19%

Putting them all together, what were your grades like for the last year?

	Mostly A	Mostly A and B	Mostly B	Mostly B and C	Mostly C	Mostly C and D	Mostly D	Mostly F
	%	%	%	%	%	%	%	%
6th	1%	31%	5%	27%	12%	23%	0%	0%
8th	6%	18%	7%	24%	4%	31%	4%	6%
10th	30%	44%	8%	12%	5%	2%	1%	0%
12th	24%	43%	10%	17%	4%	2%	0%	0%

Illinois Youth Survey
2010 Chicago Community Area Report: Near West Side

During the past 30 days, how many days did you not go to school because you felt you would be unsafe at school or on the way to or from school?

	0 days	1 day	2 or 3 days	4 or 5 days	6 or more days
	%	%	%	%	%
6th	90%	4%	4%	1%	1%
8th	87%	2%	8%	2%	0%
10th	96%	1%	2%	1%	1%
12th	92%	2%	5%	2%	0%

How true are the following statements?

		Not at all true	A little true	Pretty much true	Very much true
At my school there is a teacher or some other adult who:		%	%	%	%
6th	Really cares about me.	21%	31%	32%	16%
	Notices when I'm not there.	12%	25%	36%	28%
	Listens to me when I have something to say.	15%	31%	37%	17%
	Notices if I have trouble learning something.	14%	28%	33%	25%
	Tells me when I do a good job.	14%	26%	40%	19%
	Always wants me to do my best.	4%	22%	22%	52%
	Believes that I will be a success.	8%	26%	34%	32%
	Encourages me to work hard in school.	10%	14%	38%	38%
8th	Really cares about me.	17%	23%	24%	35%
	Notices when I'm not there.	16%	26%	26%	32%
	Listens to me when I have something to say.	17%	21%	24%	38%
	Notices if I have trouble learning something.	15%	17%	25%	43%
	Tells me when I do a good job.	11%	22%	28%	39%
	Always wants me to do my best.	6%	12%	29%	52%
	Believes that I will be a success.	11%	21%	22%	46%
	Encourages me to work hard in school.	10%	13%	35%	43%
10th	Really cares about me.	12%	26%	33%	29%
	Notices when I'm not there.	9%	21%	34%	36%
	Listens to me when I have something to say.	8%	21%	34%	37%
	Notices if I have trouble learning something.	12%	28%	31%	29%
	Tells me when I do a good job.	9%	18%	40%	33%
	Always wants me to do my best.	6%	12%	35%	47%
	Believes that I will be a success.	7%	13%	39%	41%
	Encourages me to work hard in school.	8%	15%	32%	46%
12th	Really cares about me.	11%	18%	36%	34%
	Notices when I'm not there.	12%	18%	26%	44%
	Listens to me when I have something to say.	9%	20%	28%	43%
	Notices if I have trouble learning something.	18%	27%	25%	29%
	Tells me when I do a good job.	11%	25%	33%	32%
	Always wants me to do my best.	8%	18%	28%	46%
	Believes that I will be a success.	11%	15%	32%	43%
	Encourages me to work hard in school.	9%	19%	30%	42%

Illinois Youth Survey
2010 Chicago Community Area Report: Near West Side

How true are the following statements?

		Not at all true	A little true	Pretty much true	Very much true
At school:		%	%	%	%
6th	I do interesting activities.	14%	31%	29%	26%
	I help decide things like class activities or rules.	56%	21%	14%	9%
	I do things that make a difference.	42%	34%	14%	10%
8th	I do interesting activities.	26%	37%	25%	12%
	I help decide things like class activities or rules.	47%	32%	6%	15%
	I do things that make a difference.	45%	23%	19%	14%
10th	I do interesting activities.	10%	24%	33%	32%
	I help decide things like class activities or rules.	35%	33%	18%	14%
	I do things that make a difference.	21%	31%	31%	17%
12th	I do interesting activities.	22%	22%	28%	29%
	I help decide things like class activities or rules.	38%	26%	25%	11%
	I do things that make a difference.	30%	22%	28%	21%

How strongly do you agree or disagree with the following statements about your school?

		Strongly disagree	Disagree	Neither agree nor disagree	Agree	Strongly Agree
		%	%	%	%	%
6th	I feel close to people at this school.	12%	13%	23%	43%	9%
	I am happy to be at this school.	16%	11%	22%	32%	20%
	I feel safe in my school.	8%	12%	13%	46%	21%
	The teachers at this school treat students fairly.	18%	17%	31%	30%	4%
8th	I feel close to people at this school.	11%	9%	16%	37%	27%
	I am happy to be at this school.	14%	9%	20%	36%	22%
	I feel safe in my school.	6%	4%	15%	42%	33%
	The teachers at this school treat students fairly.	19%	5%	18%	34%	25%
10th	I feel close to people at this school.	5%	6%	15%	42%	33%
	I am happy to be at this school.	6%	3%	19%	36%	36%
	I feel safe in my school.	3%	2%	8%	46%	41%
	The teachers at this school treat students fairly.	10%	11%	24%	39%	17%
12th	I feel close to people at this school.	12%	14%	14%	32%	29%
	I am happy to be at this school.	12%	10%	16%	35%	28%
	I feel safe in my school.	6%	2%	11%	40%	42%
	The teachers at this school treat students fairly.	8%	12%	25%	38%	17%

How wrong do your parents feel it would be for you to:

		Very wrong	Wrong	A little bit wrong	Not wrong at all
		%	%	%	%
6th	Drink alcohol regularly	86%	10%	4%	0%
	Smoke cigarettes	93%	5%	1%	0%
	Smoke marijuana	96%	3%	1%	0%
8th	Drink alcohol regularly	79%	10%	6%	5%
	Smoke cigarettes	83%	10%	7%	0%
	Smoke marijuana	89%	8%	2%	0%
10th	Drink alcohol regularly	73%	20%	6%	2%
	Smoke cigarettes	86%	11%	2%	2%
	Smoke marijuana	83%	10%	5%	2%
12th	Drink alcohol regularly	52%	26%	17%	5%
	Smoke cigarettes	71%	18%	8%	2%
	Smoke marijuana	78%	10%	8%	4%

In the past year have your parents/guardians talked to you about not using the following:

		Yes	No	Don't remember
		%	%	%
6th	Tobacco	52%	31%	17%
	Alcohol	62%	25%	13%
	Marijuana and other illegal drugs	57%	26%	17%
8th	Tobacco	46%	38%	16%
	Alcohol	54%	30%	16%
	Marijuana and other illegal drugs	52%	35%	12%
10th	Tobacco	46%	35%	19%
	Alcohol	54%	28%	19%
	Marijuana and other illegal drugs	49%	34%	16%
12th	Tobacco	37%	52%	11%
	Alcohol	48%	41%	11%
	Marijuana and other illegal drugs	42%	47%	11%

Illinois Youth Survey
2010 Chicago Community Area Report: Near West Side

Family Relationships

		Never	Sometimes	Most of the time	Always
		%	%	%	%
6th	When I am not at home, one of my parents knows where I am and who I am with.	1%	12%	23%	64%
	My parents ask if I've gotten my homework done.	1%	15%	15%	69%
	Would your parents know if you did not come home on time?	8%	6%	14%	71%
8th	When I am not at home, one of my parents knows where I am and who I am with.	6%	34%	27%	33%
	If you drank some beer or wine or liquor (for example, vodka, whiskey, or gin) without your parents' permission would you be caught by your parents?	30%	29%	16%	25%
	My parents ask if I've gotten my homework done.	9%	26%	22%	44%
	Would your parents know if you did not come home on time?	10%	27%	16%	47%
	If you go to a party where alcohol is served, would you be caught by your parents?	38%	28%	13%	21%
10th	When I am not at home, one of my parents knows where I am and who I am with.	3%	15%	39%	43%
	If you drank some beer or wine or liquor (for example, vodka, whiskey, or gin) without your parents' permission would you be caught by your parents?	29%	32%	18%	22%
	My parents ask if I've gotten my homework done.	3%	30%	30%	37%
	Would your parents know if you did not come home on time?	5%	19%	24%	52%
	If you go to a party where alcohol is served, would you be caught by your parents?	27%	32%	19%	21%
	If you drank and drove, would you be caught by your parents?	17%	18%	18%	47%
	If you rode in a car driven by a teen driver who had been drinking, would you be caught by your parents?	27%	25%	23%	25%
12th	When I am not at home, one of my parents knows where I am and who I am with.	5%	24%	31%	40%
	If you drank some beer or wine or liquor (for example, vodka, whiskey, or gin) without your parents' permission would you be caught by your parents?	50%	28%	12%	10%
	My parents ask if I've gotten my homework done.	30%	38%	16%	15%
	Would your parents know if you did not come home on time?	11%	25%	25%	39%
	If you go to a party where alcohol is served, would you be caught by your parents?	49%	31%	10%	10%
	If you drank and drove, would you be caught by your parents?	34%	18%	14%	34%
	If you rode in a car driven by a teen driver who had been drinking, would you be caught by your parents?	54%	20%	9%	17%

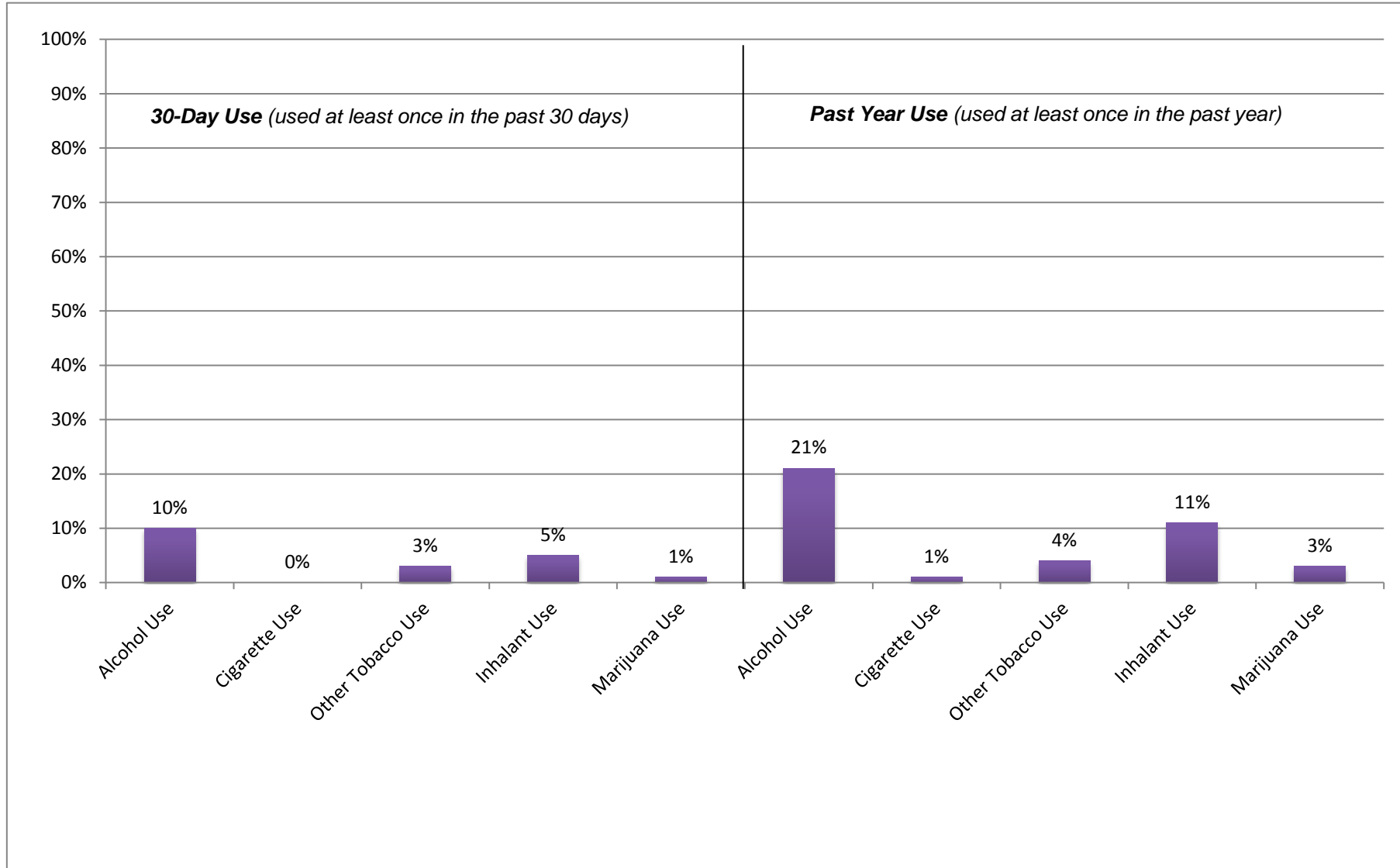
**My family has clear rules
about alcohol and drug use**

	Yes	No
	%	%
6th	92%	8%
8th	76%	24%
10th	77%	23%
12th	71%	29%

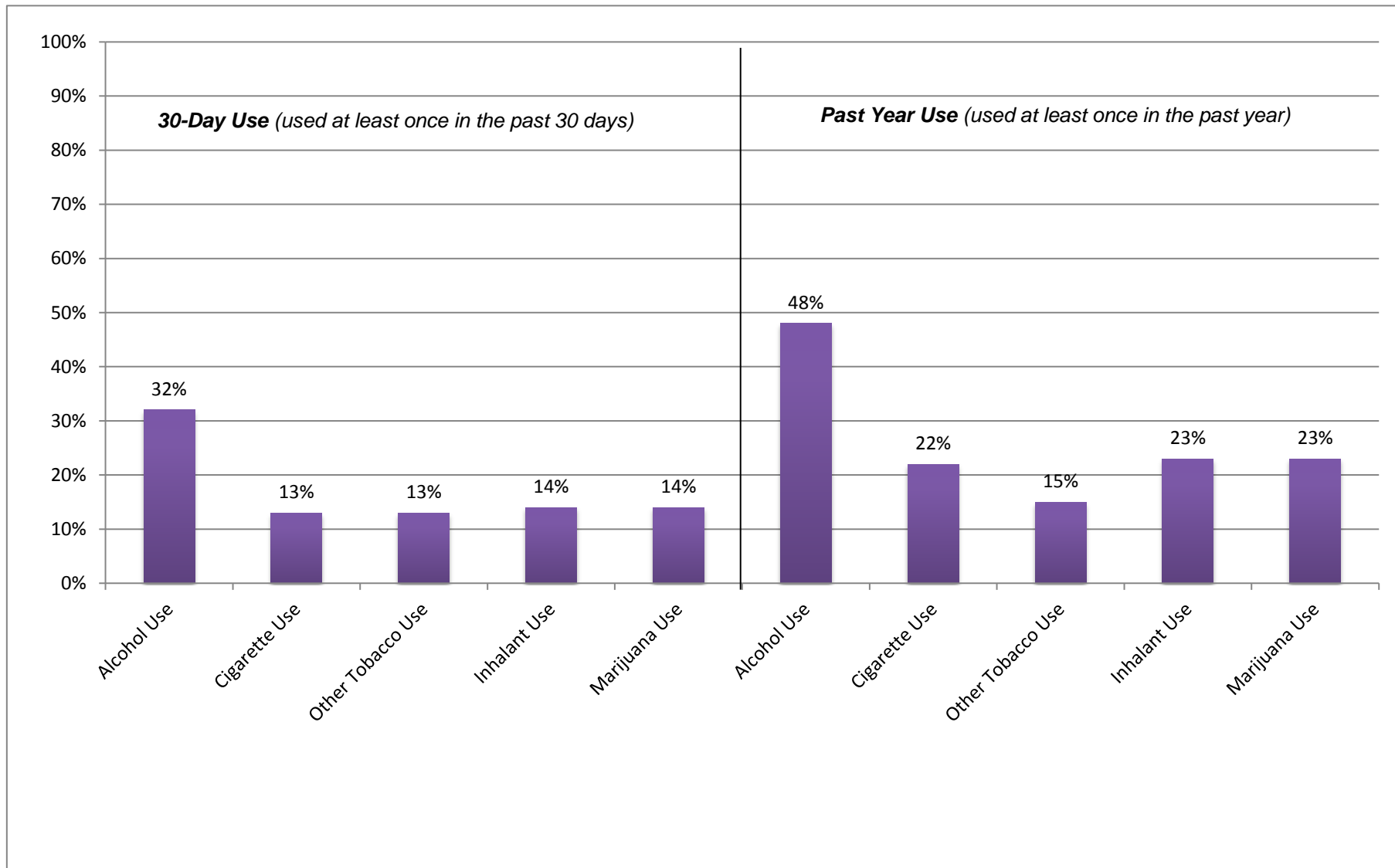
In the past 3 months, have your parents ever talked with you about:

		Yes	No
		%	%
10th	not drinking and driving?	57%	43%
	not riding with a driver who had been drinking?	59%	41%
12th	not drinking and driving?	35%	65%
	not riding with a driver who had been drinking?	44%	56%

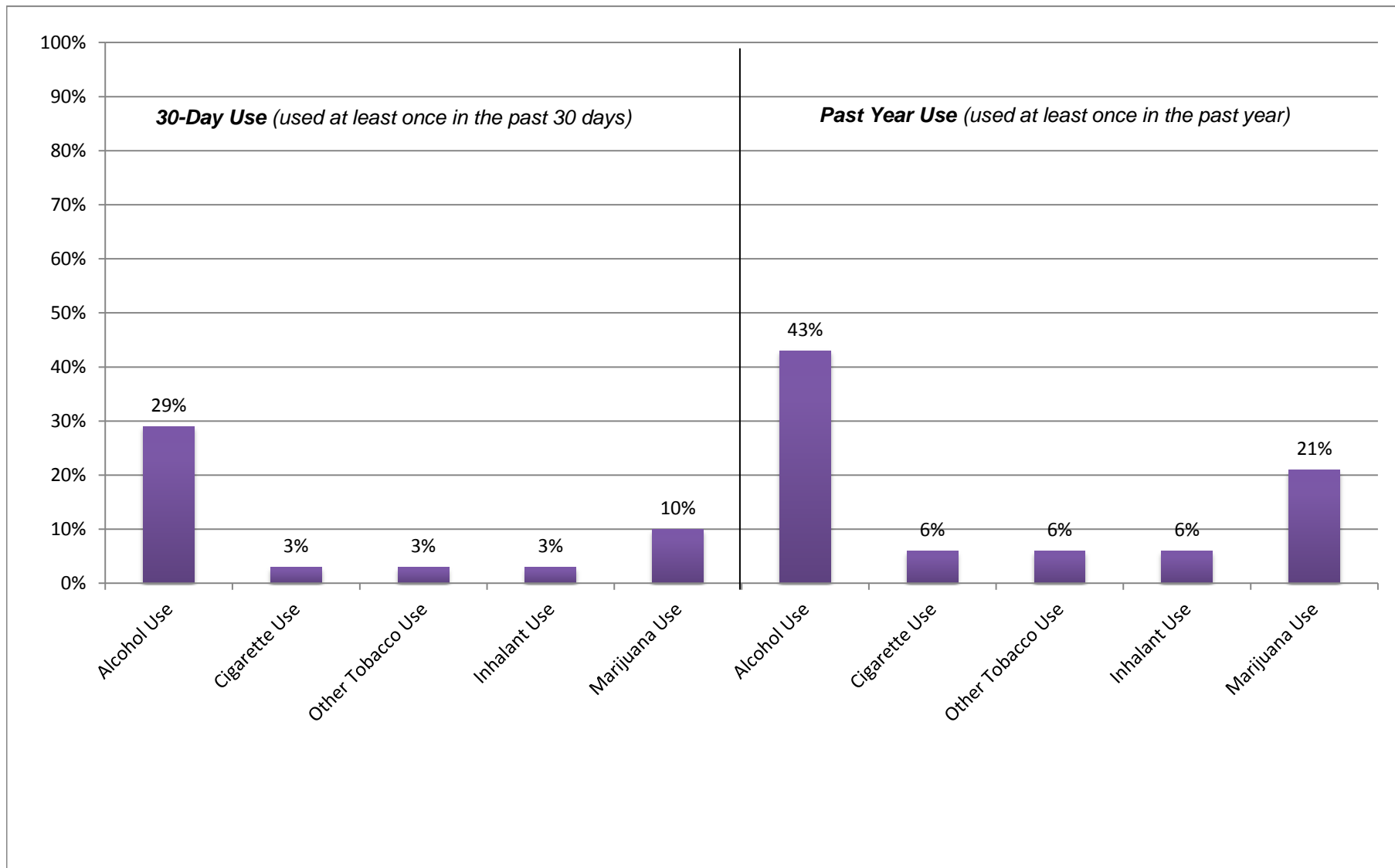
**Near West Side 6th Grade - 2010
Substance Use**



**Near West Side 8th Grade - 2010
Substance Use**



**Near West Side 10th Grade - 2010
Substance Use**



**Near West Side 12th Grade - 2010
Substance Use**

