

**Illinois Youth Survey**  
**2010 Chicago Community Area Report: Austin**

**Survey Validity**

	%	N
Invalid	8%	115
Valid	92%	1244

Valid surveys are those that have 40% or more of the questions answered, report no derbisol use, and indicate that the respondent was honest at least some of the time.

**Age**

	6th		8th		10th		12th	
	Avg	N	Avg	N	Avg	N	Avg	N
How old are you?	12.1	308	14.0	436	15.9	317	17.7	181

**Gender**

	6th		8th		10th		12th	
	%	N	%	N	%	N	%	N
Female	48%	145	55%	239	55%	172	57%	104
Male	52%	159	45%	193	45%	138	43%	77

**Race/Ethnicity**

	6th		8th		10th		12th	
	%	N	%	N	%	N	%	N
White	1%	2	0%	1	0%	0	1%	2
Black / African American	90%	275	87%	380	93%	292	97%	176
Latino / Latina	4%	11	3%	15	0%	1	1%	1
Asian American	1%	2	0%	1	0%	0	0%	0
Native American / American Indian	2%	7	3%	11	1%	3	1%	1
Multi-racial	3%	10	6%	24	6%	20	1%	2
Other	1%	3	2%	7	2%	5	2%	4

**Living Arrangement**

	6th		8th		10th		12th	
	%	N	%	N	%	N	%	N
Both parents	24%	74	25%	109	23%	72	21%	38
Parent and step parent	20%	61	16%	68	13%	39	11%	20
Mother only	41%	124	44%	189	49%	152	45%	80
Father only	3%	10	3%	13	3%	8	2%	4
Legal Guardian	7%	22	9%	37	9%	27	17%	31
Foster parent	2%	5	3%	11	2%	5	1%	1
Group home or residential care	1%	3	0%	2	1%	2	0%	0
Living independently	0%	0	0%	0	0%	1	1%	2
Other	3%	8	2%	9	3%	9	2%	4

**At school are you eligible to receive:**

	6th		8th		10th		12th	
	%	N	%	N	%	N	%	N
Free lunch	95%	286	87%	373	81%	255	89%	161
Reduced lunch price	2%	7	9%	39	10%	30	7%	12
Neither	3%	9	4%	15	9%	28	4%	7

**About how many days are you absent from school during an entire year?**

	6th		8th		10th		12th	
	%	N	%	N	%	N	%	N
0 - 9 days	88%	266	91%	396	81%	254	69%	123
10 - 19 days	10%	31	6%	28	13%	42	19%	34
20 - 30 days	1%	4	1%	4	5%	15	11%	20
More than 30 days	1%	3	2%	7	1%	4	1%	2

**If you wanted to get the following, how difficult would it be to get?**

		Very hard	Sort of hard	Sort of easy	Very easy
		%	%	%	%
6th	Alcohol	64%	18%	11%	7%
	Cigarettes	66%	14%	9%	11%
	Marijuana	74%	9%	9%	7%
8th	Alcohol	43%	21%	23%	13%
	Cigarettes	43%	15%	21%	22%
	Marijuana	45%	14%	18%	24%
	Drug like cocaine, LSD, or amphetamines	72%	10%	10%	8%
10th	Alcohol	27%	18%	26%	30%
	Cigarettes	31%	9%	19%	41%
	Marijuana	28%	6%	17%	49%
	Drug like cocaine, LSD, or amphetamines	52%	14%	14%	20%
12th	Alcohol	18%	12%	29%	41%
	Cigarettes	15%	5%	17%	64%
	Marijuana	13%	7%	17%	63%
	Drug like cocaine, LSD, or amphetamines	41%	14%	18%	27%

**How wrong would most adults (over 21) in your neighborhood think it is for kids your age to:**

		Very wrong	Wrong	A little bit wrong	Not wrong at all
		%	%	%	%
6th	Drink alcohol?	58%	25%	11%	5%
	Smoke cigarettes?	65%	18%	10%	7%
	Use marijuana?	70%	15%	10%	5%
8th	Drink alcohol?	33%	29%	26%	11%
	Smoke cigarettes?	46%	23%	19%	11%
	Use marijuana?	47%	25%	20%	8%
10th	Drink alcohol?	25%	31%	30%	14%
	Smoke cigarettes?	33%	30%	26%	11%
	Use marijuana?	32%	26%	30%	11%
12th	Drink alcohol?	23%	19%	37%	20%
	Smoke cigarettes?	26%	23%	29%	22%
	Use marijuana?	29%	24%	28%	19%

**In which of the following activities do you participate?**

	6th		8th		10th		12th	
	%	N	%	N	%	N	%	N
School sports team	49%	136	55%	211	57%	138	55%	78
Other sports	62%	171	53%	204	36%	87	33%	47
Scouting	7%	20	4%	17	1%	3	4%	5
Boys and girls club	16%	45	14%	53	9%	22	9%	12
4-H club	1%	3	2%	7	0%	1	1%	1
Service or voluntary projects	25%	70	24%	91	43%	104	53%	75
Church youth group or other faith-based youth group	39%	109	41%	158	34%	84	43%	61
Other activities	59%	164	69%	265	67%	164	68%	96

**How safe do you feel in your neighborhood?**

	6th		8th		10th		12th	
	%	N	%	N	%	N	%	N
Very safe	30%	91	27%	114	24%	74	22%	38
Sort of safe	46%	138	43%	183	51%	161	40%	71
Sort of unsafe	17%	53	21%	92	17%	53	24%	43
Very unsafe	7%	21	9%	40	8%	26	14%	24

**How old were you when you first:**

		Never have	10 or younger	11	12	13	14	15	16	17	18 or older
		%	%	%	%	%	%	%	%	%	%
8th	Smoked marijuana	75%	2%	4%	5%	9%	4%	1%	0%	0%	0%
	Smoked a cigarette, even just a puff	70%	10%	5%	6%	6%	3%	1%	0%	0%	0%
	Used any other tobacco product (chewing tobacco or cigars)	94%	1%	1%	2%	1%	0%	0%	0%	0%	0%
	Had more than a sip or two of alcohol	42%	10%	9%	11%	16%	10%	2%	0%	0%	0%
	Began drinking alcoholic beverages regularly (at least once or twice a month)	82%	2%	2%	4%	5%	4%	1%	0%	0%	0%
10th	Smoked marijuana	64%	2%	3%	1%	6%	11%	11%	2%	0%	0%
	Smoked a cigarette, even just a puff	68%	7%	4%	3%	5%	5%	6%	2%	0%	0%
	Used any other tobacco product (chewing tobacco or cigars)	94%	0%	0%	0%	2%	2%	1%	1%	0%	0%
	Had more than a sip or two of alcohol	40%	8%	3%	5%	13%	11%	13%	7%	2%	0%
	Began drinking alcoholic beverages regularly (at least once or twice a month)	73%	0%	0%	2%	4%	5%	10%	4%	2%	0%
12th	Smoked marijuana	57%	1%	1%	3%	4%	3%	9%	11%	7%	3%
	Smoked a cigarette, even just a puff	72%	7%	3%	3%	1%	4%	2%	4%	3%	2%
	Used any other tobacco product (chewing tobacco or cigars)	91%	1%	1%	1%	2%	2%	1%	1%	1%	0%
	Had more than a sip or two of alcohol	31%	5%	5%	3%	3%	9%	9%	16%	13%	5%
	Began drinking alcoholic beverages regularly (at least once or twice a month)	63%	1%	2%	1%	2%	4%	3%	10%	11%	4%

**Illinois Youth Survey**  
**2010 Chicago Community Area Report: Austin**

**Cigarettes: Past month and Past Year**

		Not at all	Less than one cigarette per day	One to five cigarettes per day	About one-half pack per day	About one pack per day	About one and one-half packs per day	Two packs or more per day
		%	%	%	%	%	%	%
6th	PAST MONTH cigarette use	98%	1%	1%	0%	0%	0%	0%
	PAST YEAR cigarette use	95%	3%	1%	1%	0%	0%	0%
8th	PAST MONTH cigarette use	96%	2%	2%	0%	0%	0%	0%
	PAST YEAR cigarette use	89%	7%	3%	0%	0%	0%	1%
10th	PAST MONTH cigarette use	95%	3%	2%	0%	0%	0%	0%
	PAST YEAR cigarette use	92%	5%	2%	0%	0%	0%	0%
12th	PAST MONTH cigarette use	94%	2%	2%	0%	1%	0%	1%
	PAST YEAR cigarette use	91%	6%	3%	0%	0%	1%	0%

**Other Tobacco Products: Past month and Past Year**

		Never	Once or twice	Once or twice per week	About once a day	More than once a day
		%	%	%	%	%
6th	PAST MONTH other tobacco products use	98%	1%	1%	0%	0%
	PAST YEAR other tobacco products use	97%	3%	0%	0%	0%
8th	PAST MONTH other tobacco products use	95%	3%	1%	0%	1%
	PAST YEAR other tobacco products use	91%	6%	2%	0%	1%
10th	PAST MONTH other tobacco products use	96%	3%	0%	0%	1%
	PAST YEAR other tobacco products use	93%	5%	1%	0%	1%
12th	PAST MONTH other tobacco products use	93%	4%	1%	1%	2%
	PAST YEAR other tobacco products use	91%	5%	1%	2%	2%

**Alcohol: Number of Occasions of Past month and Past Year use**

		0 Occasions	1 - 2 occasions	3 - 5 occasions	6 - 9 occasions	10 - 19 occasions	20 or more occasions
		%	%	%	%	%	%
6th	PAST MONTH alcohol use	85%	11%	2%	1%	1%	0%
	PAST YEAR alcohol use	79%	14%	3%	3%	0%	1%
8th	PAST MONTH alcohol use	73%	17%	5%	3%	2%	0%
	PAST YEAR alcohol use	57%	24%	8%	5%	3%	3%
10th	PAST MONTH alcohol use	64%	23%	6%	4%	2%	1%
	PAST YEAR alcohol use	50%	20%	11%	8%	6%	5%
12th	PAST MONTH alcohol use	59%	22%	9%	6%	2%	2%
	PAST YEAR alcohol use	43%	18%	16%	8%	6%	9%

**In the past 2 weeks, how many times have you had five or more alcoholic drinks in a row?**

		None	Once	Twice	3-5 times	6-9 times	10 or more times
		%	%	%	%	%	%
6th	Binge drinking	95%	3%	1%	1%	0%	0%
8th	Binge drinking	87%	5%	6%	2%	0%	0%
10th	Binge drinking	86%	5%	6%	3%	0%	1%
12th	Binge drinking	82%	6%	6%	2%	2%	2%

**Illinois Youth Survey**  
**2010 Chicago Community Area Report: Austin**

**Illicit drugs: Number of Occasions of Past Month use**

		0 Occasions	1 - 2 occasions	3 - 5 occasions	6 - 9 occasions	10 - 19 occasions	20 or more occasions
		%	%	%	%	%	%
6th	PAST MONTH marijuana use	95%	2%	2%	0%	0%	0%
	PAST MONTH inhalant use	96%	2%	2%	0%	0%	0%
8th	PAST MONTH marijuana use	83%	6%	5%	1%	1%	3%
	PAST MONTH inhalant use	95%	3%	2%	0%	0%	0%
10th	PAST MONTH marijuana use	78%	12%	4%	1%	2%	4%
	PAST MONTH inhalant use	97%	2%	1%	0%	0%	0%
12th	PAST MONTH marijuana use	73%	5%	5%	3%	5%	8%
	PAST MONTH inhalant use	97%	2%	1%	0%	0%	1%

**Illicit drugs: Number of Occasions of Past Year use**

		0 Occasions	1 - 2 occasions	3 - 5 occasions	6 - 9 occasions	10 - 19 occasions	20 or more occasions
		%	%	%	%	%	%
6th	PAST YEAR marijuana use	93%	3%	2%	0%	1%	1%
	PAST YEAR inhalant use	95%	4%	1%	0%	0%	0%
8th	PAST YEAR marijuana use	78%	8%	6%	2%	2%	5%
	PAST YEAR inhalant use	94%	3%	1%	1%	0%	0%
	PAST YEAR MDMA ('ecstasy') use	100%	0%	0%	0%	0%	0%
	PAST YEAR LSD use	100%	0%	0%	0%	0%	0%
	PAST YEAR cocaine / crack use	100%	0%	0%	0%	0%	0%
	PAST YEAR meth use	100%	0%	0%	0%	0%	0%
	PAST YEAR heroin use	100%	0%	0%	0%	0%	0%
	PAST YEAR marijuana use	70%	9%	8%	3%	3%	7%
10th	PAST YEAR inhalant use	98%	1%	0%	1%	0%	0%
	PAST YEAR MDMA ('ecstasy') use	98%	2%	0%	0%	0%	0%
	PAST YEAR LSD use	100%	0%	0%	0%	0%	0%
	PAST YEAR cocaine / crack use	99%	1%	0%	0%	0%	0%
	PAST YEAR meth use	99%	1%	0%	0%	0%	0%
	PAST YEAR heroin use	100%	0%	0%	0%	0%	0%
	PAST YEAR marijuana use	63%	6%	8%	3%	4%	16%
12th	PAST YEAR inhalant use	97%	1%	2%	0%	1%	1%
	PAST YEAR MDMA ('ecstasy') use	98%	1%	0%	1%	0%	0%
	PAST YEAR LSD use	99%	1%	0%	0%	0%	0%
	PAST YEAR cocaine / crack use	100%	0%	0%	0%	0%	0%
	PAST YEAR meth use	100%	0%	0%	0%	0%	0%
	PAST YEAR heroin use	100%	0%	0%	0%	0%	0%

**Illinois Youth Survey**  
**2010 Chicago Community Area Report: Austin**

**During the past 12 months, which of these over-the-counter drugs have you used for non-medical purposes?**

		No	Yes: one or two times	Yes: 3-5 times	Yes: 6 or more times
		%	%	%	%
8th	Performance-enhancing or body-building supplements (Creatine, fat-burners, etc.)	97%	2%	0%	0%
	Over-the-counter weight loss aids (laxatives, Dexatrim, etc.)	99%	1%	0%	0%
	Other over-the-counter drugs (cough syrup, etc.)	87%	8%	4%	1%
10th	Performance-enhancing or body-building supplements (Creatine, fat-burners, etc.)	98%	1%	1%	0%
	Over-the-counter weight loss aids (laxatives, Dexatrim, etc.)	99%	1%	0%	0%
	Other over-the-counter drugs (cough syrup, etc.)	90%	6%	1%	2%
12th	Performance-enhancing or body-building supplements (Creatine, fat-burners, etc.)	97%	1%	1%	1%
	Over-the-counter weight loss aids (laxatives, Dexatrim, etc.)	97%	2%	1%	1%
	Other over-the-counter drugs (cough syrup, etc.)	88%	7%	2%	3%

**During the past 12 months, which of these drugs have you used without a doctor's prescription?**

		No	Yes: one or two times	Yes: 3-5 times	Yes: 6 or more times
		%	%	%	%
8th	Steroids	99%	1%	0%	0%
	Uppers (Ritalin, etc.)	100%	0%	0%	0%
	Downers (Valium, Ambien, etc.)	100%	0%	0%	0%
	Other prescription drugs (OxyContin, Ketamine, etc.)	99%	1%	0%	0%
10th	Steroids	99%	1%	0%	0%
	Uppers (Ritalin, etc.)	100%	0%	0%	0%
	Downers (Valium, Ambien, etc.)	99%	1%	0%	0%
	Other prescription drugs (OxyContin, Ketamine, etc.)	99%	1%	0%	0%
12th	Steroids	99%	0%	0%	1%
	Uppers (Ritalin, etc.)	100%	0%	0%	0%
	Downers (Valium, Ambien, etc.)	100%	0%	0%	0%
	Other prescription drugs (OxyContin, Ketamine, etc.)	99%	0%	0%	1%

**During the past year, how often did you get cigarettes or other tobacco products from the following sources?**

		I did not use cigarettes or other tobacco products during the past year	Never	sometimes	Often
		%	%	%	%
8th	I bought them at a gas station	88%	9%	2%	0%
	I bought them at a store	88%	9%	2%	1%
	I bought them from a vending machine	88%	12%	0%	0%
	I gave a stranger money to buy them for me	88%	9%	2%	0%
	I bought them over the Internet	88%	12%	0%	0%
	A friend gave them to me	88%	4%	4%	3%
	My older brother or sister gave them to me	88%	10%	1%	0%
	My parent gave them to me	88%	12%	0%	0%
	I took them from a store	88%	11%	0%	0%
	I took them from home without my parents knowing it	89%	8%	2%	0%
	I got them some other way	88%	8%	3%	1%
10th	I bought them at a gas station	93%	4%	2%	1%
	I bought them at a store	93%	2%	2%	2%
	I bought them from a vending machine	94%	6%	0%	0%
	I gave a stranger money to buy them for me	93%	3%	3%	0%
	I bought them over the Internet	93%	7%	0%	0%
	A friend gave them to me	94%	2%	3%	1%
	My older brother or sister gave them to me	94%	4%	1%	1%
	My parent gave them to me	94%	6%	1%	0%
	I took them from a store	94%	5%	0%	0%
	I took them from home without my parents knowing it	93%	5%	2%	0%
	I got them some other way	94%	4%	1%	1%
12th	I bought them at a gas station	92%	2%	4%	2%
	I bought them at a store	92%	1%	4%	3%
	I bought them from a vending machine	92%	8%	0%	0%
	I gave a stranger money to buy them for me	92%	5%	2%	1%
	I bought them over the Internet	92%	6%	1%	1%
	A friend gave them to me	92%	2%	4%	2%
	My older brother or sister gave them to me	92%	6%	1%	1%
	My parent gave them to me	92%	7%	0%	1%
	I took them from a store	92%	7%	0%	1%
	I took them from home without my parents knowing it	92%	6%	1%	1%
	I got them some other way	92%	5%	2%	2%



**Illinois Youth Survey**  
**2010 Chicago Community Area Report: Austin**

**During the past year, how often did you get alcohol from the following sources?**

		I did not drink beer, wine, or liquor during the past year	Never	sometimes	Often
		%	%	%	%
8th	I bought it at a gas station	68%	30%	2%	0%
	I bought it at a store	68%	23%	8%	1%
	I bought it at a bar or restaurant	69%	30%	1%	0%
	I gave a stranger money to buy them for me	68%	22%	6%	3%
	I bought it over the Internet	68%	30%	2%	0%
	A friend gave it to me	68%	18%	11%	3%
	My older brother or sister gave it to me	69%	23%	7%	1%
	My parents with their permission	68%	23%	8%	1%
	My parents without their permission	68%	21%	9%	2%
	An adult (other than my parents) with that adult's permission	68%	21%	11%	1%
	An adult (other than my parents) without that adult's permission	68%	23%	7%	1%
	I took it from a store	69%	30%	1%	0%
	I got it at a party	68%	16%	11%	5%
	I got it some other way	68%	23%	6%	3%
10th	I bought it at a gas station	60%	38%	1%	1%
	I bought it at a store	61%	25%	10%	4%
	I bought it at a bar or restaurant	60%	37%	2%	1%
	I gave a stranger money to buy them for me	60%	25%	8%	6%
	I bought it over the Internet	60%	38%	2%	0%
	A friend gave it to me	59%	14%	19%	8%
	My older brother or sister gave it to me	60%	22%	12%	6%
	My parents with their permission	60%	28%	8%	3%
	My parents without their permission	60%	24%	11%	4%
	An adult (other than my parents) with that adult's permission	60%	21%	11%	7%
	An adult (other than my parents) without that adult's permission	60%	30%	7%	4%
	I took it from a store	60%	37%	1%	2%
	I got it at a party	59%	17%	16%	8%
	I got it some other way	61%	27%	8%	4%
12th	I bought it at a gas station	51%	48%	0%	1%
	I bought it at a store	50%	32%	12%	5%
	I bought it at a bar or restaurant	51%	45%	3%	0%
	I gave a stranger money to buy them for me	51%	23%	17%	8%
	I bought it over the Internet	51%	46%	2%	1%
	A friend gave it to me	51%	15%	25%	10%
	My older brother or sister gave it to me	51%	35%	8%	6%
	My parents with their permission	51%	36%	10%	3%
	My parents without their permission	51%	31%	11%	7%
	An adult (other than my parents) with that adult's permission	51%	29%	14%	6%
	An adult (other than my parents) without that adult's permission	51%	40%	5%	4%
	I took it from a store	52%	45%	3%	1%
	I got it at a party	51%	21%	19%	10%
	I got it some other way	51%	32%	11%	6%

**During the last 30 days, on how many days did you:**

		None	One or two days	3-5 days	6 or more days
		%	%	%	%
8th	Drink alcohol on school property?	93%	6%	1%	0%
	Use marijuana on school property?	94%	3%	1%	2%
10th	Drink alcohol on school property?	90%	7%	2%	1%
	Use marijuana on school property?	93%	3%	3%	2%
12th	Drink alcohol on school property?	91%	8%	1%	0%
	Use marijuana on school property?	91%	3%	3%	3%

**When was the LAST time that:**

		Never	More than a year ago	2-12 months ago	Past month
		%	%	%	%
10th	you used alcohol or other drugs weekly?	79%	4%	4%	13%
	you kept using alcohol or drugs even after you knew it could get you into fights or other kinds of legal trouble?	89%	2%	4%	5%
	you had withdrawal problems from alcohol or drugs like shaking hands, throwing up, having trouble sitting still or sleeping, or that you used any alcohol or other drugs to stop being sick or avoid withdrawal?	94%	1%	2%	3%
	you spent a lot of time either getting alcohol or drugs, using alcohol or drugs, or feeling the effects of alcohol or drugs (high, sick)?	91%	2%	2%	5%
	your use of alcohol or drugs caused you to give up, reduce or have problems at important activities at work, school, home or social events?	95%	1%	1%	3%
12th	you used alcohol or other drugs weekly?	70%	6%	8%	16%
	you kept using alcohol or drugs even after you knew it could get you into fights or other kinds of legal trouble?	86%	5%	3%	6%
	you had withdrawal problems from alcohol or drugs like shaking hands, throwing up, having trouble sitting still or sleeping, or that you used any alcohol or other drugs to stop being sick or avoid withdrawal?	92%	2%	3%	3%
	you spent a lot of time either getting alcohol or drugs, using alcohol or drugs, or feeling the effects of alcohol or drugs (high, sick)?	85%	2%	3%	10%
	your use of alcohol or drugs caused you to give up, reduce or have problems at important activities at work, school, home or social events?	92%	2%	2%	4%

**If you drank beer, wine, or liquor in the past 30 days, what did you drink?**

		I did not drink beer, wine, or liquor during the past year	Never	sometimes	Often
		%	%	%	%
6th	Beer	89%	9%	2%	0%
	Malt liquor	89%	10%	0%	1%
	Wine	89%	6%	4%	1%
	Wine cooler	89%	5%	4%	2%
	Liquor (vodka, whiskey, etc.)	88%	4%	7%	1%
	Mixed drinks (margarita, etc.)	89%	6%	4%	1%
	Flavored 'alcopops' (hard lemonade, hard cider, etc.)	89%	7%	3%	2%
8th	Beer	79%	16%	4%	1%
	Malt liquor	79%	20%	1%	0%
	Wine	78%	15%	6%	1%
	Wine cooler	79%	11%	8%	2%
	Liquor (vodka, whiskey, etc.)	77%	5%	12%	6%
	Mixed drinks (margarita, etc.)	79%	12%	8%	1%
	Flavored 'alcopops' (hard lemonade, hard cider, etc.)	78%	13%	7%	1%
10th	Beer	76%	23%	1%	0%
	Malt liquor	76%	22%	2%	0%
	Wine	75%	15%	8%	2%
	Wine cooler	74%	12%	10%	4%
	Liquor (vodka, whiskey, etc.)	74%	5%	12%	10%
	Mixed drinks (margarita, etc.)	75%	11%	10%	4%
	Flavored 'alcopops' (hard lemonade, hard cider, etc.)	75%	15%	5%	4%
12th	Beer	67%	29%	4%	0%
	Malt liquor	67%	29%	2%	3%
	Wine	67%	20%	11%	3%
	Wine cooler	66%	16%	12%	6%
	Liquor (vodka, whiskey, etc.)	67%	4%	13%	16%
	Mixed drinks (margarita, etc.)	68%	13%	11%	7%
	Flavored 'alcopops' (hard lemonade, hard cider, etc.)	67%	25%	6%	3%

**How much do you think people risk harming themselves (physically or in other ways) if they:**

		No risk	Slight risk	Moderate risk	Great risk
		%	%	%	%
6th	Smoke one or more packs of cigarettes per day	32%	15%	22%	32%
	Take one or two drinks of an alcoholic beverage (beer, wine, liquor) nearly every day	34%	21%	24%	22%
	Have five or more drinks of an alcoholic beverage once or twice a week	33%	19%	24%	25%
	Smoke marijuana regularly	35%	12%	18%	36%
	Smoke marijuana once or twice a week	37%	22%	20%	22%
	Use inhalants regularly	38%	15%	19%	28%
8th	Smoke one or more packs of cigarettes per day	18%	12%	26%	44%
	Take one or two drinks of an alcoholic beverage (beer, wine, liquor) nearly every day	20%	19%	29%	31%
	Have five or more drinks of an alcoholic beverage once or twice a week	22%	14%	28%	36%
	Smoke marijuana regularly	23%	13%	19%	45%
	Smoke marijuana once or twice a week	26%	27%	24%	23%
	Use inhalants regularly	25%	11%	20%	44%
10th	Smoke one or more packs of cigarettes per day	21%	9%	19%	51%
	Take one or two drinks of an alcoholic beverage (beer, wine, liquor) nearly every day	21%	20%	27%	32%
	Have five or more drinks of an alcoholic beverage once or twice a week	20%	15%	28%	37%
	Smoke marijuana regularly	28%	15%	18%	40%
	Smoke marijuana once or twice a week	33%	25%	24%	19%
	Use inhalants regularly	26%	9%	20%	45%
12th	Smoke one or more packs of cigarettes per day	12%	7%	17%	64%
	Take one or two drinks of an alcoholic beverage (beer, wine, liquor) nearly every day	12%	14%	24%	49%
	Have five or more drinks of an alcoholic beverage once or twice a week	11%	8%	27%	53%
	Smoke marijuana regularly	21%	16%	19%	45%
	Smoke marijuana once or twice a week	27%	24%	22%	27%
	Use inhalants regularly	16%	8%	11%	65%

**During the past 12 months, how many times were you in a physical fight?**

	Never	1-2 times	3-5 times	6 or more times
	%	%	%	%
6th	37%	29%	15%	18%
8th	45%	35%	11%	8%
10th	59%	31%	7%	3%
12th	62%	31%	6%	2%

**During the past 12 months, how many times have you ridden in a car driven by:**

		Never	1-2 times	3-5 times	6 or more times
		%	%	%	%
6th	a TEENAGER who had been drinking or using drugs	86%	7%	5%	2%
	an ADULT who had been drinking or using drugs	69%	18%	4%	9%
8th	a TEENAGER who had been drinking or using drugs	87%	6%	3%	3%
	an ADULT who had been drinking or using drugs	71%	16%	6%	7%
10th	a TEENAGER who had been drinking or using drugs	83%	9%	2%	5%
	an ADULT who had been drinking or using drugs	73%	12%	6%	10%
12th	a TEENAGER who had been drinking or using drugs	75%	15%	4%	6%
	an ADULT who had been drinking or using drugs	68%	18%	6%	8%

**During the past 12 months, how many times did you drive a car or other vehicle when:**

		Never	1-2 times	3-5 times	6 or more times
		%	%	%	%
10th	drinking alcohol	93%	5%	1%	2%
	using marijuana or other illegal drugs	92%	5%	2%	2%
12th	drinking alcohol	90%	8%	2%	0%
	using marijuana or other illegal drugs	87%	8%	2%	3%

**During the past 12 months, have any of the following been done by someone in a dating relationship to you?**

		I have not begun to date	Yes	No	Not sure
		%	%	%	%
8th	Abused in past year	19%	19%	57%	5%
10th	Abused in past year	7%	16%	73%	3%
	Called you names to put you down or make you feel bad?	8%	14%	74%	4%
	Insisted on knowing who you're with and where you are at all times?	9%	23%	62%	5%
	Followed you?	8%	9%	78%	5%
	Destroyed something that belonged to you or that you liked very much?	9%	11%	78%	2%
	Threatened or frightened your family or friends?	8%	3%	86%	3%
12th	Abused in past year	8%	20%	69%	4%
	Called you names to put you down or make you feel bad?	7%	22%	64%	6%
	Insisted on knowing who you're with and where you are at all times?	6%	39%	47%	7%
	Followed you?	6%	14%	73%	7%
	Destroyed something that belonged to you or that you liked very much?	7%	8%	78%	6%
	Threatened or frightened your family or friends?	7%	7%	81%	5%

**In the past 12 months, did you ever seriously consider attempting suicide?**

	Yes	No
	%	%
10th	10%	90%
12th	8%	92%

**During the past year have any of the following happened to you due to someone else's drinking?**

		Yes	No
		%	%
6th	I have been injured by a vehicle	8%	92%
	I have been physically attacked	13%	87%
	I have been threatened	26%	74%
8th	I have been injured by a vehicle	5%	95%
	I have been physically attacked	12%	88%
	I have been threatened	23%	77%
10th	I have been injured by a vehicle	3%	97%
	I have been physically attacked	8%	92%
	I have been threatened	17%	83%
12th	I have been injured by a vehicle	1%	99%
	I have been physically attacked	6%	94%
	I have been threatened	14%	86%

**During the past year, in which of the following ways has another teen's drinking affected you?**

		Yes	No
		%	%
8th	It made me feel unsafe	25%	75%
	It made learning harder	16%	84%
10th	It made me feel unsafe	15%	85%
	It made learning harder	10%	90%
12th	It made me feel unsafe	11%	89%
	It made learning harder	8%	92%

**Illinois Youth Survey**  
**2010 Chicago Community Area Report: Austin**

**How wrong do you think it is for someone your age to:**

		Very wrong	Wrong	A little bit wrong	Not wrong at all
		%	%	%	%
6th	Drink alcohol regularly	75%	14%	8%	3%
	Smoke cigarettes?	74%	19%	5%	2%
	Smoke marijuana?	83%	10%	5%	2%
	Use LSD, cocaine, amphetamines or another illegal drug?	95%	4%	0%	1%
8th	Drink alcohol regularly	57%	20%	18%	5%
	Smoke cigarettes?	68%	18%	10%	3%
	Smoke marijuana?	70%	12%	10%	8%
	Use LSD, cocaine, amphetamines or another illegal drug?	92%	5%	1%	2%
10th	Drink alcohol regularly	44%	28%	23%	6%
	Smoke cigarettes?	57%	26%	13%	4%
	Smoke marijuana?	49%	22%	19%	10%
	Use LSD, cocaine, amphetamines or another illegal drug?	81%	13%	4%	2%
12th	Drink alcohol regularly	44%	15%	29%	13%
	Smoke cigarettes?	60%	15%	15%	10%
	Smoke marijuana?	47%	13%	23%	18%
	Use LSD, cocaine, amphetamines or another illegal drug?	88%	5%	3%	3%

**Do you currently belong to a street gang?**

	Yes	No
	%	%
8th	12%	88%
10th	14%	86%
12th	9%	91%

**How many times in the past year (12 months) have you:**

		Never	1 or 2 times	3 to 5 times	6 to 9 times	10 to 19 times	20 or more times
		%	%	%	%	%	%
8th	Carried a weapon such as a handgun, knife or club?	71%	17%	5%	3%	1%	3%
	Sold illegal drugs?	95%	3%	0%	0%	0%	1%
	Been drunk or high at school?	88%	7%	2%	1%	0%	1%
10th	Carried a weapon such as a handgun, knife or club?	73%	12%	4%	2%	1%	8%
	Sold illegal drugs?	92%	2%	0%	2%	2%	2%
	Been drunk or high at school?	84%	7%	3%	1%	1%	3%
12th	Carried a weapon such as a handgun, knife or club?	77%	11%	4%	2%	1%	5%
	Sold illegal drugs?	92%	3%	3%	0%	1%	1%
	Been drunk or high at school?	77%	10%	8%	2%	1%	1%

**During the past 12 months, has another student at school:**

		Yes	No
		%	%
6th	Bullied you by calling you names?	41%	59%
	Threatened to hurt you?	30%	70%
	Bullied you by hitting, punching, kicking, or pushing you?	18%	82%
8th	Bullied you by calling you names?	26%	74%
	Threatened to hurt you?	23%	77%
	Bullied you by hitting, punching, kicking, or pushing you?	13%	87%
10th	Bullied you by calling you names?	12%	88%
	Threatened to hurt you?	14%	86%
	Bullied you by hitting, punching, kicking, or pushing you?	6%	94%
12th	Bullied you by calling you names?	12%	88%
	Threatened to hurt you?	17%	83%
	Bullied you by hitting, punching, kicking, or pushing you?	8%	92%

**What are the chances you would be seen as cool if:**

		No or very little chance	Little chance	Some chance	Pretty good chance	Very good chance
		%	%	%	%	%
6th	Smoked cigarettes?	65%	13%	8%	6%	8%
	Began drinking alcohol regularly?	70%	11%	7%	4%	7%
	Smoked marijuana?	72%	7%	7%	6%	7%
8th	Smoked cigarettes?	69%	11%	9%	4%	7%
	Began drinking alcohol regularly?	61%	12%	11%	8%	7%
	Smoked marijuana?	62%	8%	8%	7%	15%
10th	Smoked cigarettes?	71%	10%	11%	3%	5%
	Began drinking alcohol regularly?	57%	14%	15%	6%	8%
	Smoked marijuana?	57%	9%	11%	8%	15%
12th	Smoked cigarettes?	69%	9%	9%	6%	7%
	Began drinking alcohol regularly?	51%	14%	10%	13%	12%
	Smoked marijuana?	49%	8%	9%	13%	21%

**Amount of time child spends alone each week after school:**

	6th	8th
	%	%
None	55%	42%
1 to 2 days, < 3 hours per day	9%	13%
1 to 2 days, > 3 hours per day	4%	7%
3 or more days, < 3 hours per day	15%	12%
3 or more days, > 3 hours per day	18%	27%



**How likely is it that you will complete a post high school program such as vocational training program, military service, community college, or 4-year college?**

	Definitely will not	Probably will not	Probably will	Definitely will	Not sure
	%	%	%	%	%
10th	10%	2%	22%	50%	16%
12th	7%	2%	12%	66%	13%

**How old were you the first time you gambled (bet money or something of value on sports, a game of chance or skill, plays the lottery or bet on cards or dice games?**

	Never	10 or younger	11	12	13	14	15	16	17 or older
	%	%	%	%	%	%	%	%	%
10th	42%	12%	10%	7%	8%	9%	7%	4%	1%
12th	49%	13%	4%	5%	6%	4%	8%	8%	4%

**In the last 30 days, have you gambled for money or anything of value?**

	Yes	No
	%	%
10th	28%	72%
12th	24%	76%

**In the past 12 months, have you gambled for money or anything of value?**

	Yes	No
	%	%
8th	26%	74%
10th	38%	62%
12th	31%	69%

**If you gambled for money in the past 12 months, where have you gambled?**

	10th		12th	
	%	N	%	N
Didn't gamble for money	49%	126	57%	89
At someone's house	26%	66	24%	38
Casino or Riverboat	1%	3	1%	2
Internet	4%	10	4%	6
Poker Machine	2%	4	1%	1
Person-to-person betting with another teen	31%	78	24%	37
Person-to-person betting with an adult	20%	50	16%	25
Lottery self-service machine	7%	17	10%	15
Other lottery tickets	2%	6	3%	4
Off-Track Betting	1%	3	1%	1
Sports Pool	8%	20	4%	7
Other	22%	56	10%	15

**What percent of students at your school do you think have done the following in the past 30 days:**

		0%	1-10%	11-20%	21-30%	31-40%	41-50%	51-60%	61-70%	71-80%	81-90%	91-100%
		%	%	%	%	%	%	%	%	%	%	%
10th	Smoked cigarettes	16%	10%	4%	7%	5%	9%	5%	7%	17%	11%	10%
	Had beer, wine, or hard liquor	13%	4%	4%	4%	6%	7%	5%	7%	16%	18%	17%
	Used marijuana	14%	5%	5%	3%	4%	6%	5%	5%	12%	21%	20%
12th	Smoked cigarettes	11%	5%	1%	5%	8%	9%	9%	11%	18%	17%	8%
	Had beer, wine, or hard liquor	9%	2%	1%	3%	2%	5%	6%	7%	19%	24%	22%
	Used marijuana	10%	2%	0%	3%	2%	5%	7%	5%	17%	27%	23%

**In the past 12 months did you ever feel so sad or hopeless that you stopped doing some usual activities?**

	Yes	No
	%	%
8th	27%	73%
10th	24%	76%
12th	22%	78%

**Is there an adult you know (other than your parent) you could talk to about important things in your life?**

	No	Yes, one adult	Yes, more than one adult
	%	%	%
6th	11%	22%	66%
8th	18%	23%	59%
10th	16%	22%	62%
12th	20%	20%	60%

**How do you describe your weight?**

	Very underweight	Slightly underweight	About the right weight	Slightly overweight	Very overweight
	%	%	%	%	%
6th	8%	13%	63%	15%	1%
8th	5%	13%	61%	17%	4%
10th	4%	8%	65%	19%	3%
12th	6%	6%	60%	24%	6%

**Average Height and Weight**

	Grade											
	6th			8th			10th			12th		
	Mean	Median	N	Mean	Median	N	Mean	Median	N	Mean	Median	N
Height (inches)	61.5	62.5	184	64.9	64.0	331	65.7	66.0	274	66.4	66.5	160
Weight (pounds)	138.3	111.0	186	138.6	130.0	326	153.4	147.0	260	164.8	150.0	160

**During the past 7 days, how many times did you:**

		None	1 to 3 times during the past 7 days	4 to 6 times during the past 7 days	1 time per day	2 times per day	3 times per day	4 or more times per day
		%	%	%	%	%	%	%
6th	Eat fruit	7%	19%	20%	8%	12%	10%	25%
	Eat vegetables	22%	31%	12%	9%	9%	6%	11%
8th	Eat fruit	11%	22%	21%	9%	9%	7%	22%
	Eat vegetables	24%	30%	15%	10%	8%	4%	9%
10th	Eat fruit	10%	25%	17%	10%	15%	7%	16%
	Eat vegetables	25%	32%	13%	9%	8%	5%	8%
12th	Eat fruit	14%	36%	14%	11%	9%	6%	9%
	Eat vegetables	17%	41%	21%	4%	8%	4%	5%

**Illinois Youth Survey**  
**2010 Chicago Community Area Report: Austin**

**During the past 7 days how many glasses of milk did you drink?**

	I did not drink milk during the past 7 days	1 to 3 glasses during the past 7 days	4 to 6 glasses during the past 7 days	1 glass per day	2 glasses per day	3 glasses per day	4 or more glasses per day
	%	%	%	%	%	%	%
10th	25%	19%	17%	11%	9%	9%	11%
12th	23%	28%	18%	14%	8%	3%	8%

**On how many of the past 7 days did you participate in a physical activity?**

	0 days	1 day	2 days	3 days	4 days	5 days	6 days	7 days
	%	%	%	%	%	%	%	%
6th	16%	11%	9%	11%	10%	9%	5%	28%
8th	19%	7%	12%	9%	10%	10%	5%	28%
10th	18%	4%	13%	13%	11%	12%	5%	25%
12th	21%	8%	13%	8%	9%	14%	4%	23%

**On an average school day, how many hours do you watch TV?**

	I do not watch TV on an average school day	Less than 1 hour per day	1 hour per day	2 hours per day	3 hours per day	4 hours per day	5 or more hours per day
	%	%	%	%	%	%	%
6th	5%	8%	8%	17%	14%	14%	34%
8th	7%	7%	7%	16%	16%	11%	35%
10th	6%	6%	8%	17%	18%	19%	26%
12th	9%	8%	12%	13%	24%	20%	14%

**In a typical week how often do you and your parent(s) or guardian eat dinner together?**

	Never	1 day	2 days	3 days	4 days	5 days	6 days	7 days
	%	%	%	%	%	%	%	%
6th	16%	6%	6%	11%	10%	13%	4%	35%
8th	28%	8%	10%	10%	6%	9%	3%	26%
10th	24%	7%	14%	14%	7%	12%	4%	19%
12th	35%	8%	14%	12%	9%	7%	2%	13%

**Putting them all together, what were your grades like for the last year?**

	Mostly A	Mostly A and B	Mostly B	Mostly B and C	Mostly C	Mostly C and D	Mostly D	Mostly F
	%	%	%	%	%	%	%	%
6th	8%	30%	4%	33%	6%	13%	4%	1%
8th	7%	26%	6%	38%	13%	8%	1%	1%
10th	10%	22%	8%	36%	10%	9%	2%	1%
12th	13%	33%	5%	32%	8%	9%	1%	0%

**During the past 30 days, how many days did you not go to school because you felt you would be unsafe at school or on the way to or from school?**

	0 days	1 day	2 or 3 days	4 or 5 days	6 or more days
	%	%	%	%	%
6th	84%	6%	6%	2%	1%
8th	85%	5%	6%	1%	2%
10th	83%	5%	7%	3%	2%
12th	80%	4%	8%	4%	5%

**How true are the following statements?**

<b>At my school there is a teacher or some other adult who:</b>		Not at all true	A little true	Pretty much true	Very much true
		%	%	%	%
6th	Really cares about me.	13%	16%	27%	44%
	Notices when I'm not there.	17%	16%	25%	42%
	Listens to me when I have something to say.	11%	18%	30%	41%
	Notices if I have trouble learning something.	12%	17%	29%	43%
	Tells me when I do a good job.	6%	12%	27%	54%
	Always wants me to do my best.	2%	8%	17%	72%
	Believes that I will be a success.	4%	10%	19%	67%
	Encourages me to work hard in school.	5%	8%	22%	66%
8th	Really cares about me.	13%	22%	23%	42%
	Notices when I'm not there.	13%	18%	27%	43%
	Listens to me when I have something to say.	17%	18%	25%	41%
	Notices if I have trouble learning something.	16%	15%	28%	41%
	Tells me when I do a good job.	12%	16%	24%	48%
	Always wants me to do my best.	7%	9%	18%	65%
	Believes that I will be a success.	11%	12%	18%	59%
	Encourages me to work hard in school.	9%	10%	17%	64%
10th	Really cares about me.	19%	25%	21%	35%
	Notices when I'm not there.	19%	21%	28%	32%
	Listens to me when I have something to say.	19%	21%	26%	34%
	Notices if I have trouble learning something.	19%	21%	23%	37%
	Tells me when I do a good job.	15%	20%	27%	37%
	Always wants me to do my best.	11%	17%	25%	46%
	Believes that I will be a success.	13%	18%	22%	47%
	Encourages me to work hard in school.	14%	18%	21%	47%

**Illinois Youth Survey**  
**2010 Chicago Community Area Report: Austin**

**How true are the following statements?(cont.)**

<b>At my school there is a teacher or some other adult who:</b>		Not at all true	A little true	Pretty much true	Very much true
		%	%	%	%
12th	Really cares about me.	18%	16%	19%	47%
	Notices when I'm not there.	17%	13%	25%	45%
	Listens to me when I have something to say.	17%	14%	23%	46%
	Notices if I have trouble learning something.	21%	19%	22%	38%
	Tells me when I do a good job.	13%	12%	22%	53%
	Always wants me to do my best.	12%	9%	18%	60%
	Believes that I will be a success.	11%	11%	17%	61%
	Encourages me to work hard in school.	14%	5%	20%	61%

**How true are the following statements?**

<b>At school:</b>		Not at all true	A little true	Pretty much true	Very much true
		%	%	%	%
6th	I do interesting activities.	13%	16%	31%	40%
	I help decide things like class activities or rules.	41%	25%	19%	14%
	I do things that make a difference.	22%	31%	23%	24%
8th	I do interesting activities.	21%	25%	28%	26%
	I help decide things like class activities or rules.	46%	25%	15%	14%
	I do things that make a difference.	29%	32%	19%	21%
10th	I do interesting activities.	25%	26%	24%	25%
	I help decide things like class activities or rules.	42%	30%	15%	13%
	I do things that make a difference.	34%	24%	22%	20%
12th	I do interesting activities.	31%	22%	22%	25%
	I help decide things like class activities or rules.	42%	25%	17%	16%
	I do things that make a difference.	30%	22%	25%	23%

**Illinois Youth Survey**  
**2010 Chicago Community Area Report: Austin**

**How strongly do you agree or disagree with the following statements about your school?**

		Strongly disagree	Disagree	Neither agree nor disagree	Agree	Strongly Agree
		%	%	%	%	%
6th	I feel close to people at this school.	12%	11%	16%	43%	18%
	I am happy to be at this school.	16%	12%	17%	35%	20%
	I feel safe in my school.	10%	14%	24%	34%	19%
	The teachers at this school treat students fairly.	14%	18%	18%	31%	18%
8th	I feel close to people at this school.	16%	9%	17%	36%	22%
	I am happy to be at this school.	16%	12%	24%	28%	20%
	I feel safe in my school.	11%	13%	25%	29%	21%
	The teachers at this school treat students fairly.	17%	15%	24%	26%	18%
10th	I feel close to people at this school.	18%	11%	18%	34%	18%
	I am happy to be at this school.	23%	13%	23%	26%	16%
	I feel safe in my school.	19%	15%	23%	25%	18%
	The teachers at this school treat students fairly.	23%	14%	27%	23%	13%
12th	I feel close to people at this school.	25%	12%	13%	33%	17%
	I am happy to be at this school.	32%	9%	30%	19%	11%
	I feel safe in my school.	23%	13%	32%	20%	13%
	The teachers at this school treat students fairly.	24%	13%	27%	21%	16%

**How wrong do your parents feel it would be for you to:**

		Very wrong	Wrong	A little bit wrong	Not wrong at all
		%	%	%	%
6th	Drink alcohol regularly	89%	6%	3%	2%
	Smoke cigarettes	91%	7%	1%	1%
	Smoke marijuana	91%	5%	3%	1%
8th	Drink alcohol regularly	82%	9%	6%	3%
	Smoke cigarettes	90%	6%	2%	2%
	Smoke marijuana	89%	6%	3%	2%
10th	Drink alcohol regularly	74%	15%	8%	3%
	Smoke cigarettes	82%	12%	5%	2%
	Smoke marijuana	80%	11%	6%	3%
12th	Drink alcohol regularly	71%	12%	13%	4%
	Smoke cigarettes	84%	10%	5%	1%
	Smoke marijuana	80%	8%	7%	5%

**In the past year have your parents/guardians talked to you about not using the following:**

		Yes	No	Don't remember
		%	%	%
6th	Tobacco	66%	20%	15%
	Alcohol	68%	20%	12%
	Marijuana and other illegal drugs	66%	21%	13%
8th	Tobacco	49%	34%	17%
	Alcohol	56%	30%	14%
	Marijuana and other illegal drugs	57%	29%	14%
10th	Tobacco	47%	40%	13%
	Alcohol	51%	34%	14%
	Marijuana and other illegal drugs	52%	35%	12%
12th	Tobacco	36%	48%	16%
	Alcohol	44%	42%	14%
	Marijuana and other illegal drugs	45%	41%	14%

**Family Relationships**

		Never	Sometimes	Most of the time	Always
		%	%	%	%
6th	When I am not at home, one of my parents knows where I am and who I am with.	5%	12%	14%	68%
	My parents ask if I've gotten my homework done.	4%	12%	14%	71%
	Would your parents know if you did not come home on time?	6%	14%	17%	64%
8th	When I am not at home, one of my parents knows where I am and who I am with.	9%	16%	20%	55%
	If you drank some beer or wine or liquor (for example, vodka, whiskey, or gin) without your parents' permission would you be caught by your parents?	42%	14%	12%	32%
	My parents ask if I've gotten my homework done.	11%	17%	21%	51%
	Would your parents know if you did not come home on time?	11%	19%	15%	54%
	If you go to a party where alcohol is served, would you be caught by your parents?	43%	15%	11%	32%
10th	When I am not at home, one of my parents knows where I am and who I am with.	9%	20%	25%	46%
	If you drank some beer or wine or liquor (for example, vodka, whiskey, or gin) without your parents' permission would you be caught by your parents?	53%	19%	8%	19%
	My parents ask if I've gotten my homework done.	17%	27%	18%	38%
	Would your parents know if you did not come home on time?	16%	25%	17%	42%
	If you go to a party where alcohol is served, would you be caught by your parents?	55%	18%	12%	15%
	If you drank and drove, would you be caught by your parents?	43%	13%	11%	33%
	If you rode in a car driven by a teen driver who had been drinking, would you be caught by your parents?	52%	13%	11%	24%



**Family Relationships(cont.)**

		Never	Sometimes	Most of the time	Always
		%	%	%	%
12th	When I am not at home, one of my parents knows where I am and who I am with.	12%	22%	18%	48%
	If you drank some beer or wine or liquor (for example, vodka, whiskey, or gin) without your parents' permission would you be caught by your parents?	59%	17%	11%	13%
	My parents ask if I've gotten my homework done.	32%	27%	18%	23%
	Would your parents know if you did not come home on time?	19%	23%	14%	45%
	If you go to a party where alcohol is served, would you be caught by your parents?	66%	11%	8%	14%
	If you drank and drove, would you be caught by your parents?	46%	12%	10%	32%
	If you rode in a car driven by a teen driver who had been drinking, would you be caught by your parents?	57%	12%	7%	23%

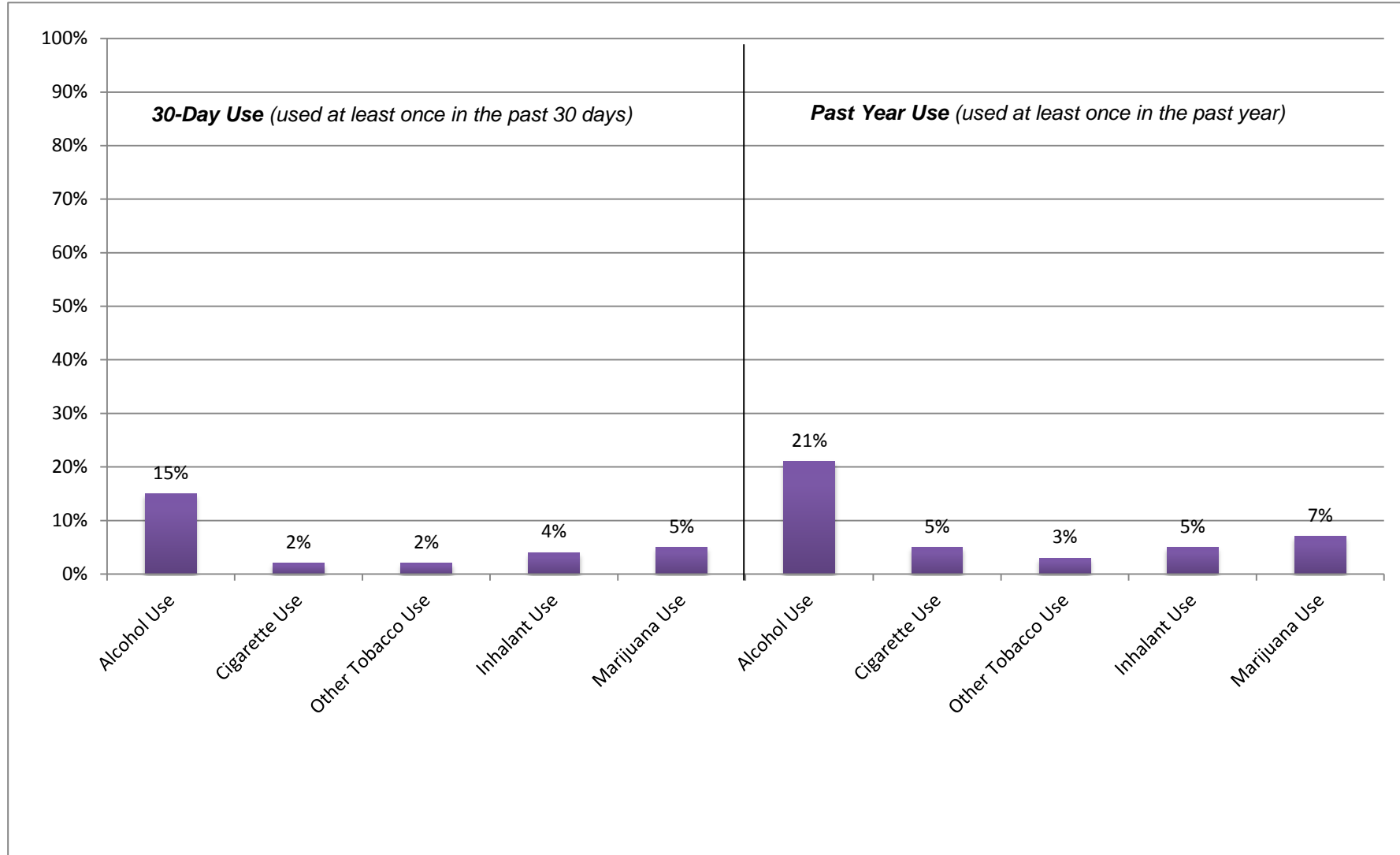
**My family has clear rules  
about alcohol and drug use**

	Yes	No
	%	%
6th	91%	9%
8th	79%	21%
10th	76%	24%
12th	69%	31%

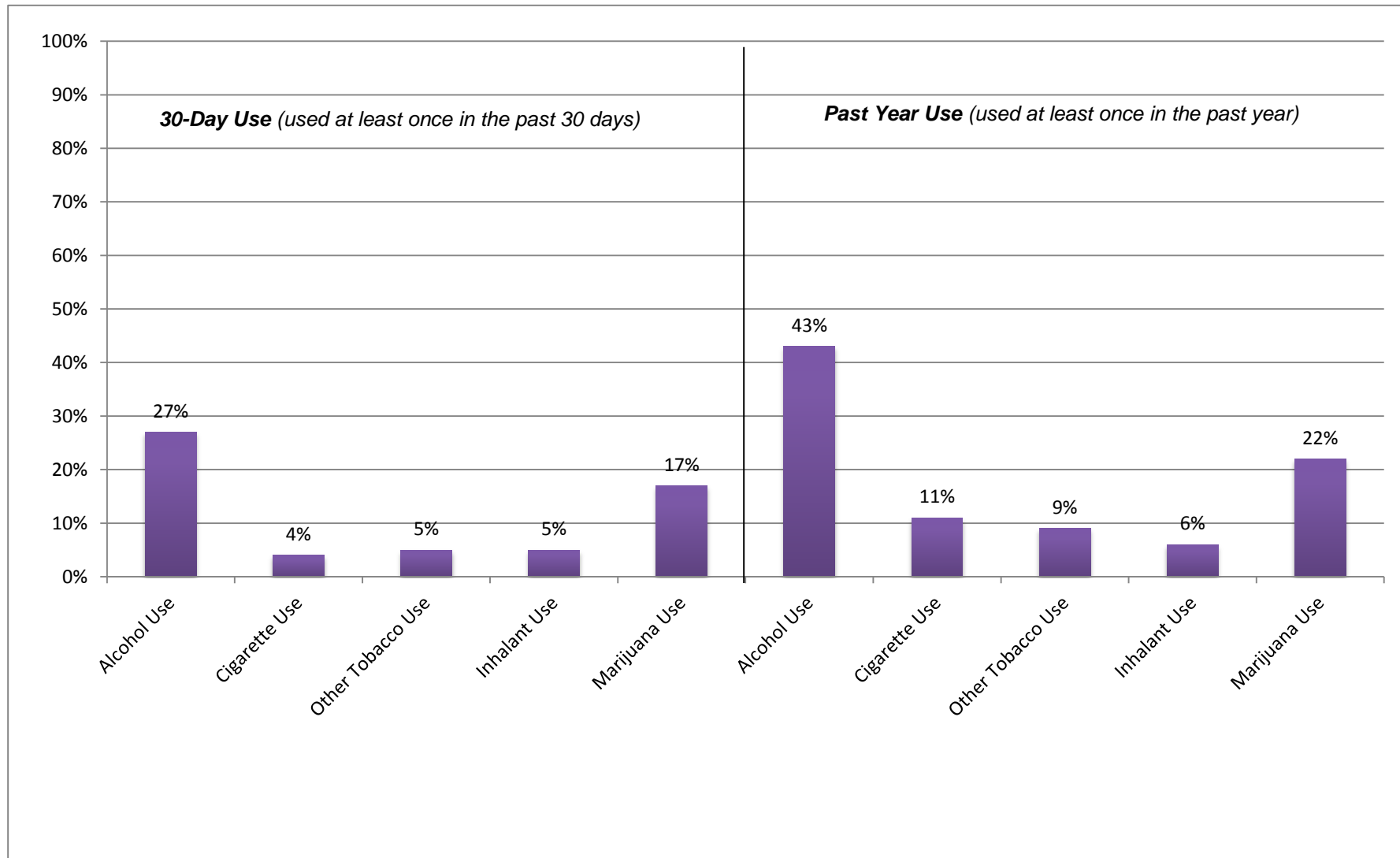
**In the past 3 months, have your parents ever talked with you about:**

		Yes	No
		%	%
10th	not drinking and driving?	47%	53%
	not riding with a driver who had been drinking?	56%	44%
12th	not drinking and driving?	54%	46%
	not riding with a driver who had been drinking?	51%	49%

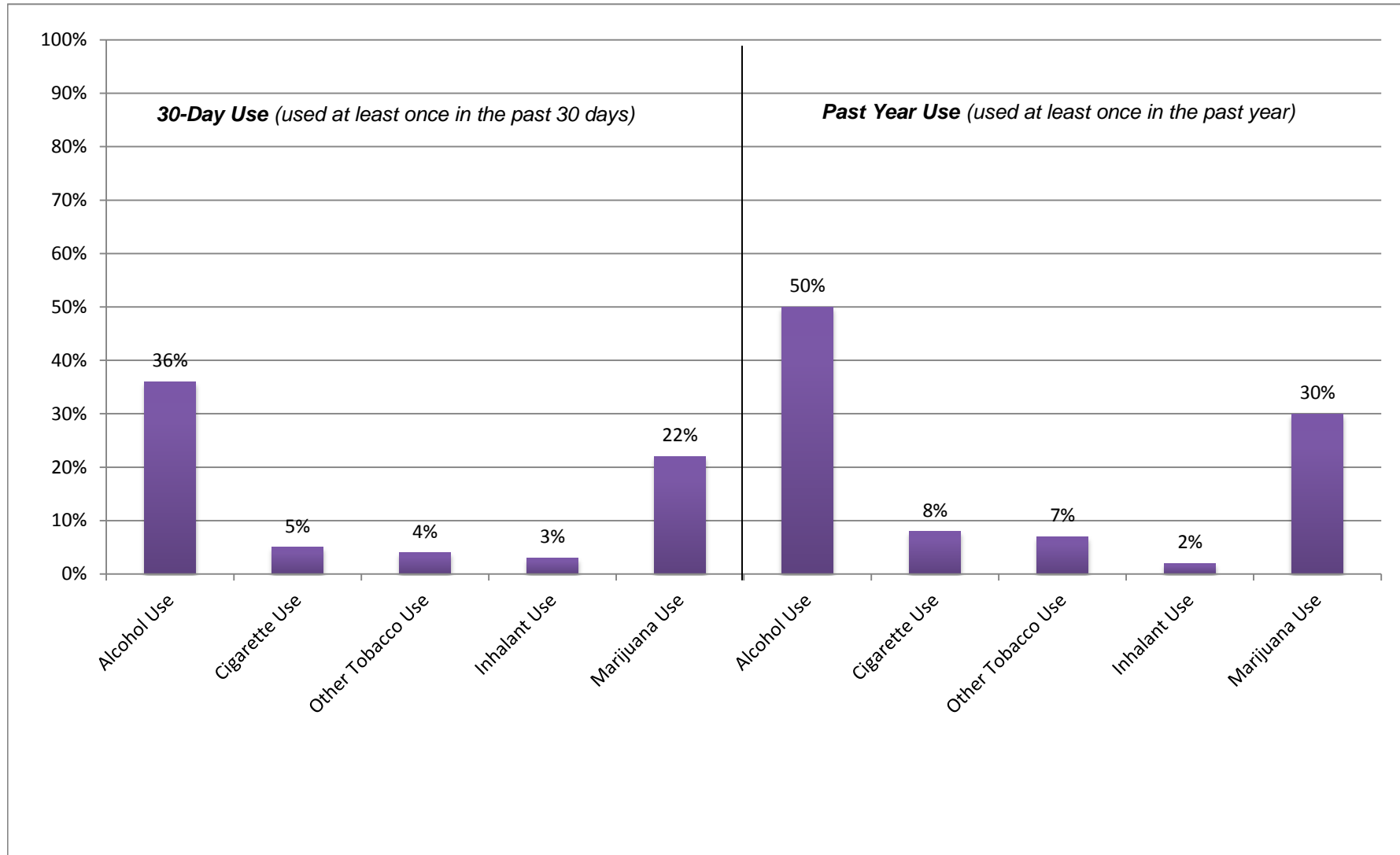
**Austin 6th Grade - 2010**  
**Substance Use**



Austin 8th Grade - 2010  
Substance Use



**Austin 10th Grade - 2010**  
**Substance Use**



**Austin 12th Grade - 2010**  
**Substance Use**

